

NEW YORK

Historically Speaking Patch Program

ABOUT THIS 'HISTORICALLY SPEAKING' KIT

TABLE OF CONTENTS	
Requirements for Patch Program	2-3
Detailed outline of kit	4
State Journal cover	5
Coloring Pages and Activity Sheets	6-10
Native American/ Colonial Information	11
Games	12
Crafts	13-15
Answer Sheets	16-17
Resources	18
Order Form and Shipping Chart	19-20

This **kit** was created to assist you or your group in completing the 'New York Patch Program.'

Kits are books written to specifically meet requirement of our state's patch program and help individuals earn the associated patch.

All of the information has been researched for you already and collected into one place.

Not all of the requirements of the patch program are covered in this kit. Selected requirements are included and you choose the ones you wish to complete according to the items given. Included are; state symbols, maps, crafts, games, recipes, coloring sheets, and more educational information. These materials can be reproduced and distributed to the individuals completing the program.

Any other use of these programs and the materials contained in them is in direct violation of copyright laws.

If you have any questions, please feel free to contact Patchwork Designs, Inc. using any of the methods listed below.



ORDERING AND CONTACT INFORMATION

Written By:

Cheryle Oandasan

Copyright 2004/ 2012

After completing the 'New York Patch Program', you may order the patch through Patchwork Designs, Incorporated. You may place your order in one of the following ways:

Mail

Checks and Money Order: Please send checks and money orders, payable to Patchwork Designs, Inc. to:

Patchwork Designs, Inc.
8421 Churchside Dr
Gainesville, VA 20155

Credit Card

Telephone your MasterCard or Visa order to (703) 743-9948. Leave your order and credit card number on our secure line.

Fax

Using these same card types, you may also fax your order to (703) 743-9942.

Online Store

www.patchworkdesigns.net
All information is secure.

Historically Speaking New York Requirements

Complete 3 requirements to earn the patch

1. In 1789, George Washington was elected the first president of the United States. At that time New York City was the nation's Capital. Locate New York on a map of the United States. What states border it? Locate New York's capital. Identify its state bird, flower and flag.



2. New York has very diverse terrain including several bodies of water and a variety of natural resources. Explore a region of New York. Some examples: Long Island's sand dunes; grazing cattle in Schoharie; snow covered peaks in the Adirondack mountains; ferry boats swishing towards Liberty Island; and sailboats docked along the lake.

3. When Europeans first arrived in New York, Native Americans taught them how to collect maple tree sap. Today, over 300,000 gallons of syrup are harvested every year in New York. Research more about the Native Americans that resided in New York. Choose a tribe to learn more about. What type of housing did they reside in? What crops did they grow? What skills did the children learn? For extra: create a Native American art project or listen to a folk tale.




4. Many Dutch settlers moved to New York in the 1700's. This was just the beginning of settlers that would soon arrive, all from different countries. Today you can see evidence of all these cultures in places such as Chinatown and Little Italy. Choose a culture to learn more about. Try a food, craft, game, OR learn some simple phrases in their language. Examples: German, Dutch, Chinese, and Italian.

5. As the new people moved to New York and began new lives, they also built houses and businesses. Research a job from the 1800's. Does this job still exist, or has it changed due to technology? How has it changed?. Examples: Blacksmith, farmer, baker, trader, merchant, shoemaker or tailor.

6. New Yorker Alexander Hamilton helped to create America's first banking system. This system made New York the financial capital of the nation and started the New York Stock Exchange on Wall Street. Wall Street is still the premier place where Americans can buy and sell stock (pieces of a company). Plan for a trip, set a goal, and budget your spending money OR choose a stock to follow for a week OR play the card game PIT.




7. In the 1800's, factories were built and soon New York City was bursting with businesses. As you ride down streets today, you can see specialized stores that sell purses, buttons and bows, trims, costumes, and flashy jewelry. Visit New York City or learn more about a building, store, or attraction in the city. Examples are: Empire State Building, Rockefeller Center, Central Park, Times Square or any shopping area.



8. New York is known for its talented performers, including musicians, comedians, dancers, and actors. Choose one person to learn more about that resides there or was born in New York OR visit a musical, play, show, or Broadway performance in New York. Examples: Jay Leno, Tommy Hilfiger, and The Lion King.

9. New York has many places that celebrate the arts and display the artistic talents of others. View art in New York browse through paintings from sidewalk vendors or shops, look for apples displayed throughout New York City OR create an art project of your own. Art examples: create a watercolor design, sculpt the Empire State Building from materials like clay, cardboard, or Popsicle sticks, or create your own apple design.

10. From stadiums to planetariums there are always things to do in New York. Choose a recreational event to enjoy or explore. Examples are: Marine Museum, Howe Caverns, Museum of Natural History, Discovery Center or Central Park carriage ride



11. New York is a state known for its parades and special celebrations. They host over 1,000 festivals, events and parades every year. The topics range from film festivals to Nightmare Hayrides at Halloween. Choose a festival, event or parade to attend or learn more about, such as the Adirondack Balloon Festival, Macy's Thanksgiving Parade, Kite Weekend, or Blueberry Festival. Find out when it is celebrated and why.

12. Archaeologists found ancient mounds located in New York that are the oldest in North America. One of the mounds is a group of several mounds that is in the shape of a giant bird soaring in the air. Visit a mound, find out more about a mound, or have a pretend "archaeological" dig in loose dirt or sand. Suggested items to hide in the dirt are rocks, acorns, nuts, leather string, material, dried corn, husks, or wood, etc.

13. New York has a distinctive shape and features many geographical areas. Choose an area to explore and complete an outdoor activity. Examples are swimming in the Gulf of Mexico; fishing in a lake; biking in your neighborhood; hiking in the mountains or camping in the plains. Make sure you have the proper training and equipment before you go on your adventure. If you cannot go on an adventure, you can draw a picture of yourself in the outdoors

This patch program will help its participants learn more about the history and sites in this state. If you have the privilege of visiting this state, you can complete some of these requirements there. It would be helpful to learn more about the state prior to your visit. Use the library and the internet to research more.

N E W Y O R K**D E T A I L E D O U T L I N E O F K I T**

*Page 5- Front cover of New York Journal.

*Page 6- Picture of New York's flag and map of the United States of America. This page gives specific instructions on what to do. **REQUIREMENT # 1**

*Page 7 - State outline, bird, flower, and insect. This page gives specific instructions on what to do. **REQUIREMENT # 1**

*Page 8 - Picture of zoo animals with specific information on each animal and the zoo they reside in. **REQUIREMENT #13**

*Page 9 -Map outline of basic sites in New York City. Place a number below the picture that represents a location on the map. **REQUIREMENT # 7**

*Page 10 - During the Big Apple Fest of 2004, large decorated apples were displayed all over New York City. View a few of the apples that were on display and decorate one according to your interests or hobbies. **REQUIREMENT #9**

*Page 11- Learn more about the Iroquois tribe that resided in New York. Decorate a woven basket by using Native American Designs. **REQUIREMENT # 3**

*Page 12- Match the job of yesteryear to the jobs of today. **REQUIREMENT # 5**

*Page 13-New York is known for its parades and special celebrations. Decorate a kite for the annual kite festival and a balloon for the Thanksgiving parade. **REQUIREMENT # 11**

*Page 14- New York is a state that has a lot of sites to see. Color the image of the New York patch and read the captions of what each area has to offer. **REQUIREMENT#12**

Page 15- New York is a state that houses many different cultures. Play Games from Germany, China, and Italy. **REQUIREMENT # 4**

Page 16-17— **Answers** to the map outline and jobs of yesteryears.

Included in the kit are items to complete the following requirements: #1, #3, #4, #5, #7, #9, #11, #12, and #13. Choose items for the participants to complete according to their age level or interests.



Name: _____

MY NEW YORK JOURNAL

In 1789, George Washington was elected the first president of the United States. At that time New York City was the Nation's Capital. New York was named for the Duke of York and Albany. **Locate New York, the 11th state, on a USA map.**



New York 's Flag



New York's flag was adopted in 1901. A traditional military flag was made the official state flag. The state's coat of arms is located in the center of the **dark blue background**. The Goddess of Liberty is located on the left side of the shield, wearing a **light blue dress**. The Goddess of Justice is located on the right side in a **yellow dress**. On the shield in between the two goddesses is a ship on the Hudson River as the **yellow sun** rises over the Hudson highlands. A **gray banner** at the bottom proudly expresses the New York motto, Excelsior, which means "Ever Upward". Always reach up to achieve your highest goal.

State Outline and Symbols

☆ = The capital of New York


----- = The boundaries of surrounding areas



COLOR THE MAP

Find the capital and color the star red.
 Color the state green.
 Color the mountains brown.
 Color the waters blue.
 Color the surrounding areas a variety of colors.


State Flower: Rose



Color the rose *pink*.

Color the leaves *green*.


State Bird: Bluebird



Color the bird blue.


The beak on the bird is yellow.

The Bronx Zoo features over 4,000 animals on exhibit. There is no other zoo in the world that offers the wide range of animals and diversity.



Meet **Pattycake**, a **gorilla** at the **Bronx Zoo**. On September 3, 1972, she was the first gorilla born in New York City. Her parents were Lulu and Kongo of the **Central Park Zoo**. She was moved to the Bronx Zoo when her father was playing a little rough with her and broke her arm. In 1994, Pattycake and Zuri gave birth to rare gorilla twins named Nngoma and Tambo. She now has nine children in her family.

On March 7, 1997, Norma gave birth to twin tigers, Sasha and Alexis, of the Bronx Zoo.




Alexis is a very vocal female tiger and is always trying to talk to the keepers. Sometimes she gets grumpy and growls at her mother, but she still likes to play with toys.

Sasha is a male tiger. He has a mild temper and is friendly towards the keepers and other tigers. He has a diamond shape pattern on his right side and loves to eat.





Buffalo Zoo is the third oldest zoo in the United States

There are a variety of mammals, birds, reptiles, amphibians to view at the zoo. Ranging from Egyptian lizards, vultures, grizzly bears, including endangered animals such as the Siberian tigers and Asian elephants.


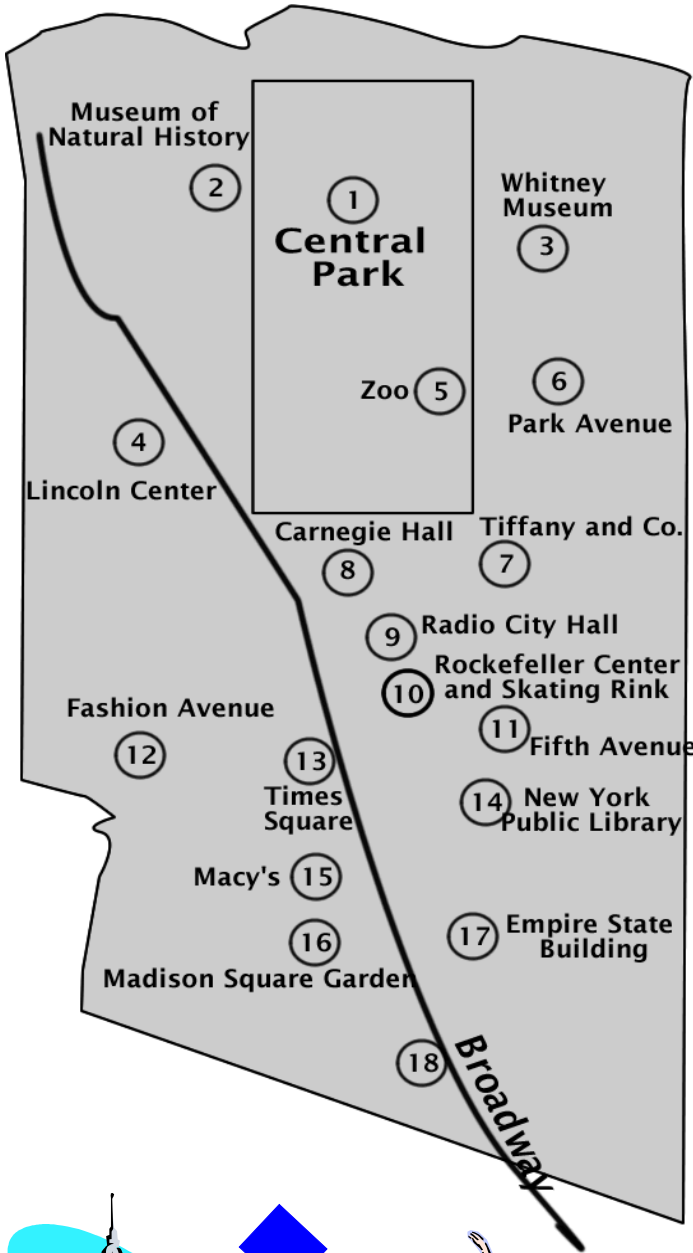


Central Park Zoo is located in Manhattan

View animals from tropical rainforests to Arctic ice regions. A variety of animals include white plush polar bears, toucan birds, rare cotton topped tamarin monkeys, and red pandas. Some parts of the zoo allow visitors to meet gentle animals up close.



In the 1800's, factories starting being built, and soon New York City was bursting with business. As you ride down streets today, you can see specialized stores that sell purses, buttons and bows, trims, costumes, and flashy jewelry. View the below site seeing map of a portion of New York City. Place a number below the picture that best matches the location on the map. A couple have already been completed for you. **Requirement # 7**





_____ 9 _____






_____ 6 _____

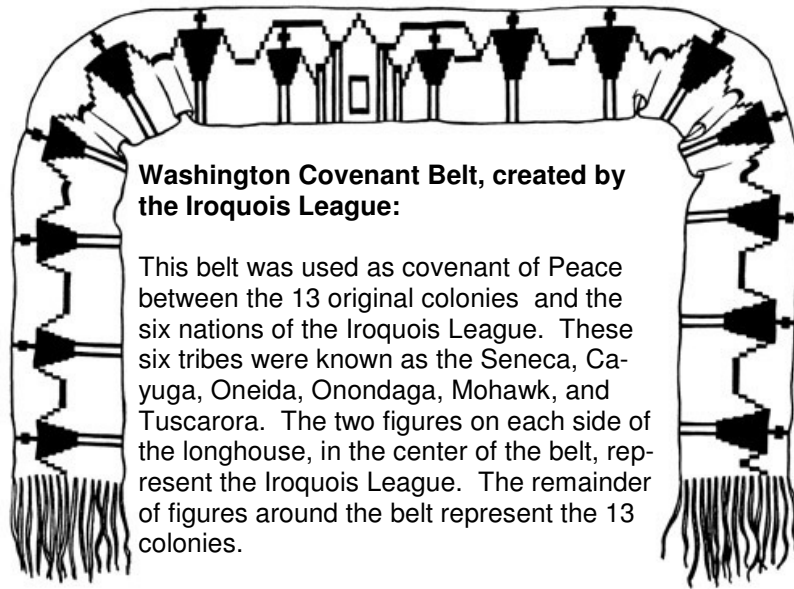





During the Big Apple Fest of 2004, large decorated apples were displayed all over New York City. These apples exhibit the creative abilities of top artists and support local charities by holding a live auction for the big apples. Apple decorations ranged from mosaic art, collage design, to sites of New York. **Decorate an apple representing your interests, family, or scenes from New York.**



When Europeans first arrived in New York, Native Americans taught them how to collect maple tree sap. Today, over 300,000 gallons of syrup are created every year in New York. The Iroquois tribe were one of the tribes that resided in New York. **Requirement # 3**



Housing



The tribes in New York lived in **long-houses**. They were about 60 feet long and 18 feet high. There was a hallway in the center with rooms off to the side. Several people lived together.

Chores


Children were taught small tasks. During the day, girls had to assist in making clothing and accessories; weave blankets and baskets; make the pots for water and food; wash clothes; tend to animals; tan and decorate animal skins; teach and practice dances; and tidy the living area. The boys were trained to hunt for food, set traps, lay nets in lakes, use the bow and arrow, and spear fish. But first, they were taught how to identify tracks and read them so that they would be able to know exactly where the animal was.



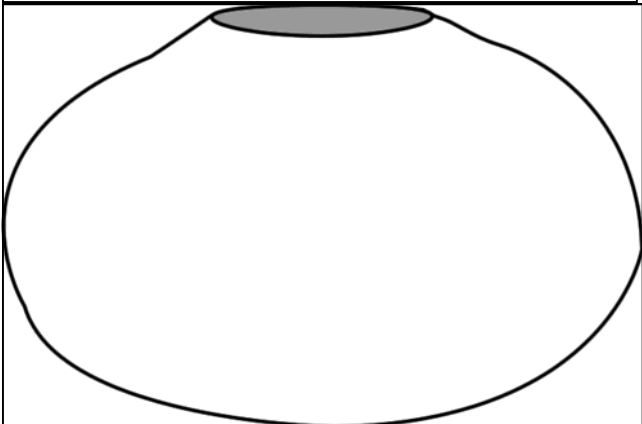
Crops



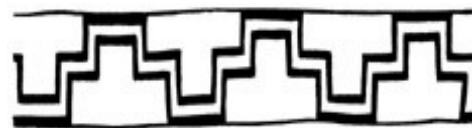
Corn, beans and squash, The Three Sisters, were the principal crops of the Iroquois and other Native American tribes in New York. They also grew pumpkins and collected maple syrup.



Decorate this woven basket by using Native American Designs from tribes that resided in New York.



Seneca Tribe



Delaware Tribe



Iroquois Tribe

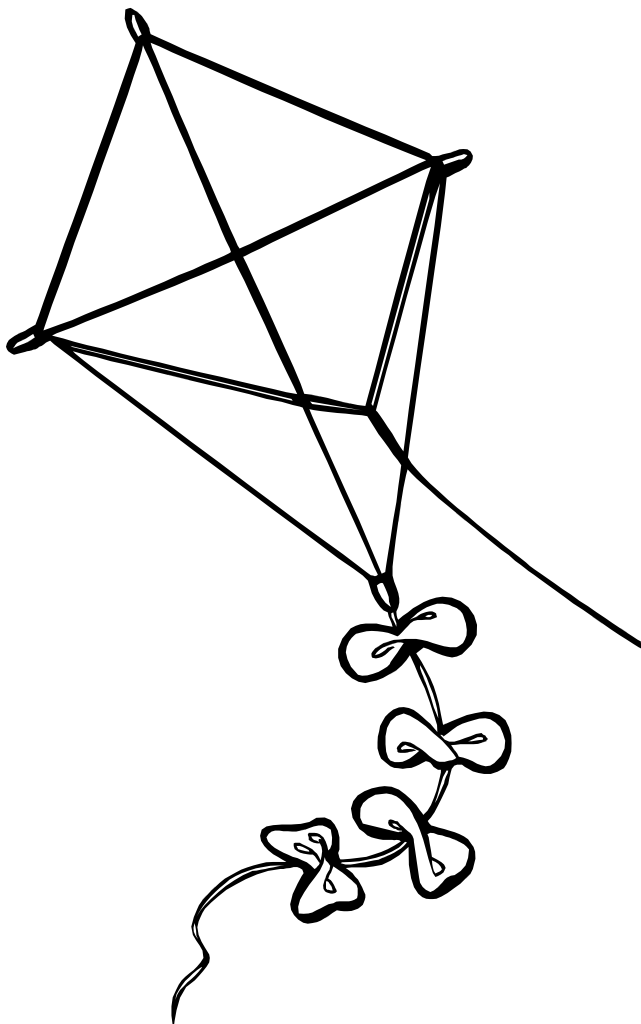


Mohawk Tribe

MATCH THE JOBS OF YESTERYEAR TO JOBS OF TODAY.


The Town's Craftspeople	Factories or People of today
Milliner	Rug manufacturer
Bookbinder	Car Dealership
Weaver	Dry Cleaners
Laundress	Hairdresser
Shoemaker	Book Publisher
Cooper-Barrel Maker	Shoe Store
Dairyman	Jeweler
Silversmith	Grocery Store
Wigmaker	Metal Factories
Horse stable boy	Mall
Candle maker	Clothing Store
Seamstress	Craft Stores
Blacksmith	Wood craft Factories
Potter	Electric Company
Printer	Newspaper/Magazine Company

New York is a state known for its parades and special celebrations. They host over 1,000 festivals, events and parades every year. The topics range from film festivals to Nightmare Hayrides at Halloween. **Decorate a kite for the annual kite festival and a balloon for the Thanksgiving Parade.**
Requirement # 11



The New York Kite Festival is held in August in Queens, New York. Kite camps are held prior to the event for children to design and create their very own kite to soar in the sky on this special day. Special competitions, musical entertainment and food are a big part of the weekend also. It is a fun event for children and adults.

Decorate your own kite with vibrant colors and artistic designs that represent your personality.



In late November, the Thanksgiving parade occurs each year in New York City. Included in the parade are floats, marching bands, and elaborate balloons. The fantastic balloons are decorated in shapes of cats, famous cartoon characters, and fantastic designs representing the colors of the world. You can always view the parade on TV every year if you don't get a chance to go to New York. **Transform this balloon into a popular character or place a unique design on it for remembrance of this special day.**

From stadiums to planetariums there are always things to do in New York. Color the below image of the New York patch that represents: the city skyline; Brooklyn Bridge which cascades into Brooklyn and Queens; and the state bird and flowers that you might see in local parks. For extra, you can draw other sites on this page that represent things you might see in New York.

The New York City skyline is a view of the tall skyscrapers and numerous buildings that can be seen from the top of the Empire State Building, city tour, or by boat.



Brooklyn and Queens are cities in New York that have a wide variety of sites to see, including: a botanical garden, museum, wildlife refuge, aquarium, and amusement park.

New York has a wide variety of state parks to visit with hiking trails, lakes for fishing, skiing in the mountains, and sandy beaches.

CHINA**Dominoes**

The origin of dominoes have been traced back nearly 2,000 years, to China. Dominoes were originally made from materials like bone, wood, and ivory which were easy to carve and long lasting.

***PLAYING THE GAME***

For two players: each take seven. For 3-4: Take 5 dominoes.

Keep your dominos' numbers hidden. Person with the highest domino that is a double (same number on both sides) goes first. The next person lays down a domino that has the same number on at least one end, and connects it. If you don't have a domino that matches any other the numbers on a domino that was just put down, you have to draw out of the domino pile (this is the pile that was left over in the beginning of the game). If there are no more dominoes in the pile, you have to pass. The game is over when someone runs out of tiles. If no one can win, the game is a draw.

CHINA**1,2,3 Dragon**

This is a great game to play in representation of Chinese New Year. The Chinese often welcome the new year with colorful parades and a dancing dragon that symbolizes good fortune.

***PLAYING THE GAME***

Have the players form a line. Ask each player to put their hands on the shoulders of the player. The first person in line is the dragon's head and the last person is the tail. To start the game, the TAIL shouts out: '1, 2,3 dragon!' With the HEAD leading and everyone else holding on, the dragon starts to run---twisting and turning trying to catch its TAIL. AS the dragon runs after its TAIL it must be careful not to let the body break. If its body breaks, the dragon dies, HEAD moves to the end of the line and becomes the TAIL, and the person next in line becomes the new HEAD. Points are scored each time the HEAD tags the TAIL, without breaking the line. The player with the most points wins. Keeping score is not necessary, especially in younger players. Most players are too busy having fun to keep track of the points.

GERMANY**Little Bird Say Peep**

The participants sit in a circle on chairs. The person who is IT stands blindfolded in the middle of the circle . All the children quietly change chairs. The adult or older participant picks a person in the circle, the two participants hold hands. All the children say "Little Bird say Peep". The child holding the person that is IT says "PEEP". The blindfolded person tries to guess who the person is. If they guess correctly, then they remain IT. If they are wrong, the person, they are holding hands with becomes IT. The object of the game is to remain IT.

**ITALY****Tombola (BINGO)**

BINGO boards and calling cards
markers (buttons, scraps of paper etc)
optional prizes

Tombola is played at Christmas. One of the participants needs to be the caller. Have a caller pull the numbers out and call them loudly. The person that gets BINGO, five in a row diagonally, up and down, or across, wins. When they win they receive a gift. This can be as simple as a piece of candy.

ANSWERS and HINTS FOR NEW YORK CITY MAP

- 1--Central Park
- 2--Museum of Natural History -It has a collection of millions of artifacts of cultural, scientific, and historical reference.
- 3--Whitney Museum- It is dedicated to showing American art.
- 4--Lincoln Center - This center features the New York City opera and ballet company and several other outstanding performers.
- 5--Zoo
- 6--Park Avenue-cruising and shopping
- 7--Tiffany & Co. --Sells high quality jewelry.
- 8--Carnegie Hall - offers family concerts and pieces played in the auditorium by orchestras.
- 9--Radio City -Rockettes and several other spectacular musical performances.
- 10-Rockefeller Center and skating rink - Lighting of the Christmas tree and ice skating.
- 11--5th Avenue -The heart of New York City's shopping district.
- 12---Fashion Avenue-Fashion Institute and stores.
- 13--Times Square- Dropping of the ball on New Year's day, count down.
- 14--New York Public Library
- 15--Macy's -Famous Macy's Day Parade
- 16--Madison Square Garden -Basketball Stadium
- 17--Chrysler Building
- 18--Broadway- Watch Lion King or Beauty and the Beast on stage.

MATCH THE JOBS OF YESTERYEAR TO JOBS OF TODAY.

The Town's Craftspeople

Factories or People of today



Resources:

Books:

The New Book of Knowledge Encyclopedia by Grolier

The First Book of America by Louisa Somerville

The United States of America, A State by State Guide By Millie Miller and Cyndi Nelson

My Big New York Experience written by Carole Marsh

My First Pocket Guide to New York by Carole Marsh

<http://www.buffalozoo.org/animals.html>

http://nyzoosandaquarium.com/czanimals/centralpark_gallery?o=2

<http://www.ny.com/maps/shopmap.html>

<http://www.buffalozoo.org/>

<http://bronxzoo.com/>

<http://www.ny.com/museums/american.museum.of.natural.history.html3>

<http://www.ny.com/music/classical/>

<http://www.ny.com/holiday/holiday/tree.html>

<http://www.barrypopik.com/article/1139/new-york-kite-festival>

<http://nysparks.state.ny.us/parks/>

Patchwork Designs, Inc.

ORDER FORM

Please complete this form and mail or fax it to:

Patchwork Designs, Inc.

8421 Churchside Drive
Gainesville, VA 20155

(703) 743-9948 PHONE

(703) 743-9942 FAX

You can add any additional items to this form that you may need for your event or group.

Name _____

Address _____

City _____ State _____ Zip _____

Phone () _____ Referred By: _____

Email Address: _____

Discover/MasterCard/Visa# _____ - _____ - _____ - _____ or Check # _____

Item #	Description	Quantity	Unit Price	Total Price
New York	New York Patch		\$1.75	\$
				\$
				\$
				\$
				\$
			\$	\$
			\$	\$
			\$	\$
			\$	\$
			\$	\$
			\$	\$
SUBTOTAL				\$
Regular Shipping & Handling (view chart)				\$
Special Shipping (next day, priority mail etc)				\$
TOTAL ENCLOSED				\$

PATCHWRK DESIGNS, INC


Patch and Program Created

By:

Cheryle Oandasan

8421 Churchside Drive

Gainesville, VA 20155

Phone: 703-743-9948

Fax: 703-743-9942

E-mail:

WWW.PATCHWORKDESIGNS.NET

If you would prefer Priority Mail, please add \$2.00 to the \$4.99 or above shipping category.

Next day service is an average cost of \$28.00 (USPS determines the pricing according to the zone and weight.)

Patches	
1-5	\$3.55
6-20	\$4.99
21-30	\$5.99
31-50	\$6.50
51-70	\$6.99
71-100	\$9.55
101-150	\$10.55
151-200	\$13.00
201-400	\$15.99
401-500	\$17.50
Over 500	Contact us for pricing

Kits or Manuals (shipped Priority Mail)	
1	\$6.99
2	\$9.25
3-5	\$10.75
6-8	\$12.75
10-12	\$15.75
13-20	\$22.25
21-23	\$24.00
Over 24	Contact us for pricing

Kits and manuals range from 30 to 62 pages in length (except the Patch Program Book, that is over 100). Therefore if you are ordering more than 2 kits or manuals, please use the above shipping chart. Patches, bracelet kits, and stamps can be added to any order falling within that price range. Otherwise, use the highest shipping amount on the chart according to the items ordered.