

TEXAS

Historically Speaking Patch Program

ABOUT THIS 'HISTORICALLY SPEAKING' KIT

TABLE OF CONTENTS

Requirements for Patch Program	2
Detailed outline of kit	3
State Journal cover	4
Coloring Pages and Activity Sheets	5-11
Game	12
Crafts	13-15
Answer sheet	16
Resources	17
Order Form and Shipping Chart	18-19

This **kit** was created to assist you or your group in completing the 'Texas Patch Program.'

Kits are books written to specifically meet requirement of our state's patch program and help individuals earn the associated patch.

All of the information has been researched for you already and collected into one place.

Not all of the requirements of the patch program are covered in this kit. Selected requirements are included and you choose the ones you wish to complete according to the items given. Included are; state symbols, maps, crafts, games, recipes, coloring sheets, and more educational information. These materials can be reproduced and distributed to the individuals completing the program.

Any other use of these programs and the materials contained in them is in direct violation of copyright laws.

If you have any questions, please feel free to contact Patchwork Designs, Inc. using any of the methods listed below.



ORDERING AND CONTACT INFORMATION

Written By:

Cheryle Oandasan

Copyright 2012

After completing the 'Texas Patch Program', you may order the patch through Patchwork Designs, Incorporated. You may place your order in one of the following ways:

Mail

Checks and Money Order: Please send checks and money orders, payable to Patchwork Designs, Inc. to:

Patchwork Designs, Inc.
8421 Churchside Dr
Gainesville, VA 20155

Credit Card

Telephone your MasterCard, Discover, or Visa order to (703)743-9948. Leave your order and credit card number on our secure line.

Fax

Using these same card types, you may also fax your order to (703) 743-9942.

Online Store

www.patchworkdesigns.net
All information is secure.

Historically Speaking Texas Requirements

Complete 3 requirements to earn the patch


1. Texas is often called the "Lone Star State". The name Texas comes from the Caddo Indian word "tejas", which means friends. It is the 2nd largest state in America. Research the state bird, capital and flower. It is also the only state to have the flags of 6 different nations fly over it. Find out what these six flags were and what the present flag looks like.



2. A variety of Native American tribes occupied what is now Texas. Find out more about the Native Americans that resided there, such as the Caddos, Korankawas, Apaches or Comanche. What region of Texas did they occupy? How did they prepare their food and what type of housing did they have? Caddos are referenced in the kit.

3. One state, seven major geographic regions, The Panhandle, Piney Woods, Hill Country, Mountain (Big Bend), Coastal, Valley, and plains. Choose a region to learn more about. Discover places to visit, outdoor activities, resources, weather, or terrain. For extra create a landform map referencing Texas geographic terrains.

4. Discover famous Texans. From singers, actors to cowboys, Texas has some outstanding people. Research a famous person, where and when they were born and what they are known for. Some examples are: Willie Nelson, George W. Bush, Carol Burnett, LBJ, Dwight Eisenhower, Buddy Holly, Mary Kay Ash.



5. Black Gold! On January 10, 1901 oil was discovered at Spindletop. Where was this discovery? How and who discovered it? For extra find out how oil is changed into other products that we use today. Name two products.

6. Remember the Alamo! The Alamo was a battle during the Texas was for independence. What does The Alamo mean? Learn more about the Alamo and its site.



7. By 1860, there were large numbers of families settling in Texas that had traveled from other countries. A variety of cultures helps make Texas an exciting place to visit or live. Choose a nationality that settled in Texas and a customs they brought with them that we use today in America. Examples such as Germany and the advent calendar; French and crepes; Mexico and the Fiesta.

8. There are 5,000 species of flowering plants native to Texas. Choose 3 species to learn more about. Such as the color, the time of year or where it blooms. Examples are: Dogwood, Chocolate Flower, Foxglove, Indian Blanket or Indian Paintbrushes.



9. Venture on a hike viewing the nature, historical trails, or a state park. Complete an activity involving animal or tree discovery; visit a historical or educational site that will enhance your knowledge about the history of Texas.

10. In the 1880's, Texas was held in the first rodeo in the United States. How and where did it get started? Research more about the rodeo life or visit a ranch, watch a rodeo, ride a horse, or draw a picture of a rodeo event.

11. The State Fair began over 100 years ago to help link the past with the present in a fun filled event. Learn more about one of the folk arts or talents shared at this event. Such as homemade jams, cookies, quilts, dancing, caring for livestock, or horse racing.

12. Texas is a state of many special celebrations. They host over 500 festivals every year. The topics range from Chili Cook-Off's to Cow Calling Contests. Choose a festival to learn more about. Such as the Turkeyfest, Pecan Festival, Bluebonnet Festival, Comanche Pow-Wow and the Fiesta Hidalgo. Find out when it is celebrated and why.



DETAILED OUTLINE OF KIT

Page 5- Front cover of Texas Journal

Page 6- Picture of the Texas flag and a map of the USA. This page gives specific instructions on what to do.

Page 7 - State bird, flower and outline of the state are located on this page. It tells each participant what to do.

Page 8 - Items made out of oil. This is a crossword puzzle to complete about products made from oil. Answers are located in the back of the book. Requirement #5

Page 9- Information about the Caddo Native Americans. Two crafts to complete. Req. #2

Page 10- Three native flowers of Texas to learn more about and color. Requirement # 8

Page 11- Information about the Bluebonnet Festival and a costume to color. Requirement # 12

Page 12 - Information about rodeos. Complete the picture of a rodeo with animals and terrain. Requirement # 10

Page 13- Famous people of Texas. Match the famous person to what they accomplished. An answer key is located in the back of the book. Requirement # 4

Page 14- Nature Hike checklist. You can use this worksheet to take a nature hike in your area. Requirement # 9

Page 15- Information and crafts about Mexico representing some of the first settlers in Texas. Requirement # 7

Page 16- Answer key to oil crossword puzzle and famous people worksheet.

Included in the kit are items to complete the following requirements #1, #2, #4, #5, #8, #7, #9, #10 and #12. Choose items for the participants to complete according to their age level or interests.



Name: _____

MY TEXAS JOURNAL

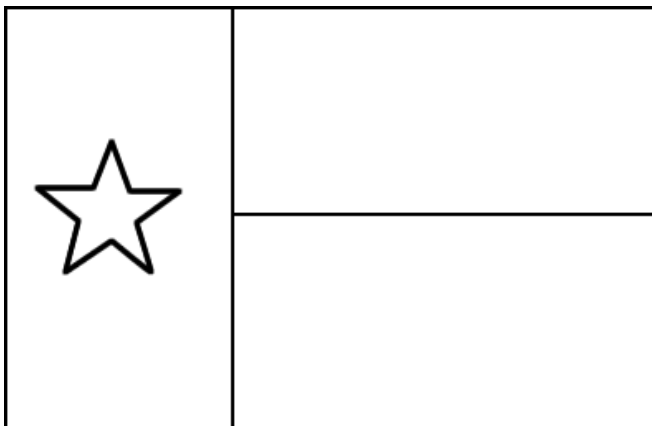
The name Texas comes from the Caddo word "tejas" which means friends. It is the 2nd largest state in America. **Texas the 28th state of the United States.**



Six Flags of Texas

The flags of the six countries that have ruled over Texas are as follows:

- Spanish (Kingdom of Spain) - 1519-1685.
- French (Kingdom of France)- 1685-1690.
- Spanish (Kingdom of Spain) - 1690-1821.
- Mexican Federal Republic - 1821-1836.
- Republic of Texas - 1836-1845.
- United States - 1845-1861.
- Confederate States - 1861-1865.
- United States - 1865 to the present



The colors on the Texas flag represent: Red for bravery; white for purity; and blue for loyalty. The large white star was first used on Texas flags in the 1830's during the battles between Texas and Mexico.

State Outline

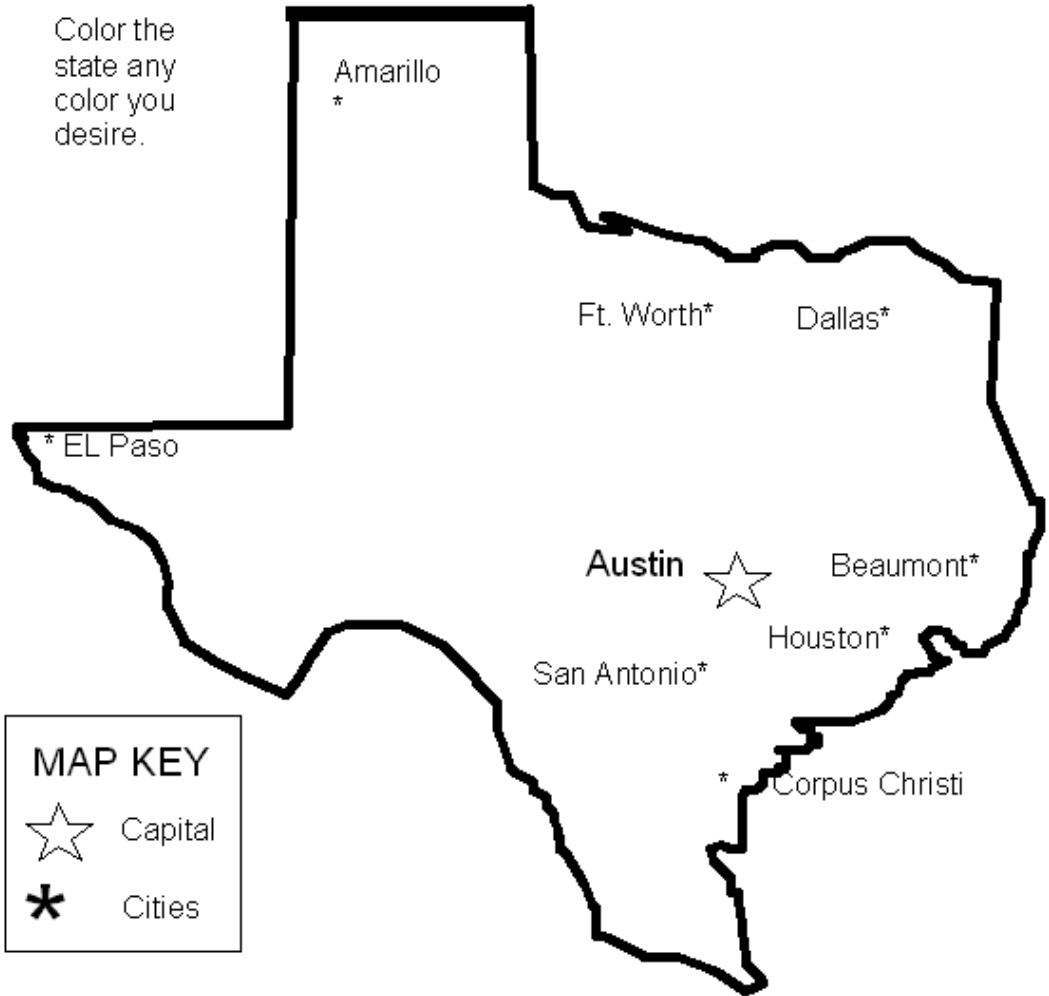
Color the state any color you desire.

“The Lone Star State”

This nickname comes from the single star on a the state flag symbolizing an independent republic and struggle for independence from Mexico.

“The Blizzard State”


This nickname was derived from the frequent wind storms which sweep over the state.



MAP KEY

- ☆ Capital
- * Cities


State Bird: Mockingbird



The mockingbird imitates other birds almost perfectly.

Color the bird:

Light gray belly and brown wings.




State Flower: Bluebonnet

This flower is named for its color and the resemblance of its petal to a woman's sunbonnet. It is usually found in fields in the spring.

Items Made Out of Oil

Captain Anthony F. Lucas and his crew were searching for oil for months in Spindletop Heights, Beaumont, Texas, but all they pumped out was mud. On January 10, 1901, After drilling 1,700 feet deep, the oil drilling crew felt a rumble and a loud noise began to roar up from the depths. A gusher of oil spouted out of the ground over 100 feet high. The community grew rapidly hoping to claim some of that black gold for their own.

Oil pumped out of the gourd is called crude oil. It has be refined and separated to be used to make other products. Complete the crossword puzzle below to find some everyday items we use that are made of oil.



Across

2. black substance used to fix roads
6. people use this to make their faces pretty
9. we use this liquid to cover the walls

Down

1. we put this in our car to make it go
3. this is used to make people feel better
4. round black items found on cars and bikes
5. many toys are made out of this
7. this is inside a pen
8. crayons are made out of this



Crafts

The first group of Native Americans to reside in what we now call Texas were called the Caddos. They were a very friendly group of people that lived in the Piney Woods. The Piney Woods provided them with plenty of rain for crops, animals, plants, and water to use for surviving. The Caddo used a trotline across a stream to catch fish. This is a long fishing line strung across the water with several bait hooks attached to it. The community always worked together to prepare food. They planted corn, beans, squash, melons and pumpkins. They enriched the soil by using a system called crop rotation, planting a different crop each year in the same soil. They lived in large round houses that looked like domes covered with wood and grasses.

Many of the Caddos presently live in Oklahoma. They have special events every year to celebrate their heritage. The Alabama Coushatta still live in eastern Texas today.

Seed or Beaded Necklace

Native American jewelry was often made by stringing natural items together. Like nuts, dried animal bones, seashells, stones and seeds. Eventually, European settlers introduced porcelain and glass



beads which the Native Americans used to create beautiful jewelry. You may complete this project by using **natural items** or **craft beads**. **The items you will need for the natural necklace as follows:**

Assortment of dried seeds, (pumpkin, sunflower), peas, beans

Sturdy needle fishing line long enough to string around your neck plus 4 inches

Thread the needle with fishing line, tying a knot at one end. Insert a needle through the dried seeds and beans, varying the order. Continue to string beans and seeds in random order. Tie ends of string together to put over head.

Items you will need for a beaded necklace:

Beads in an assortment of colors preferably (terra cotta, turquoise, black, (pony beads or round)

Elastic jewelry string (clear preferably) (optional, large charm for the middle) Tie a knot at the end of the string. Continue to string beans and

beads in a pattern or random order. Tie ends of string together to put over head.

CONSTRUCTION PAPER HEADBANDS

Brown construction paper 11" X 14" (or tan felt cut in strips)


stapler

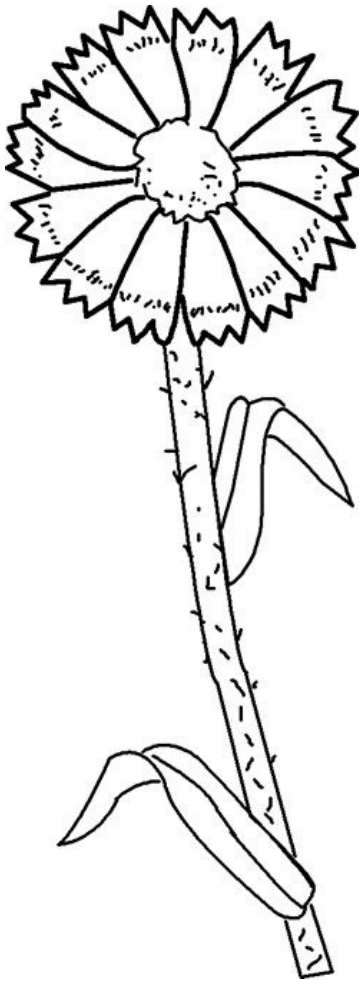
markers or crayons

feathers (optional and can be cut out of construction paper)

Cut construction paper in 2 inch wide strips. Wrap a couple strips around the participants' head. Staple the two pieces together. Distribute markers and let them

decorate one side of the headband with symbols. If they decorate both sides the marker could make imprints on their forehead. Staple a feather at the end of headband. You will then need to place it on their head and mark where the strips need to be stapled together. Make sure it is a secure spot so the headband will not slide down off their head.





Family: Sunflower

Time of year it blooms: April-June

Where it blooms: Grown in almost all areas of the state

Interesting Fact: When viewed in a field they resemble a tapestry or Indian Blanket.

Color the flower: It has a red brown petals and center with bright yellow tips.

Indian Blanket



Family: Figwort


Time of year it blooms: Early spring

Where it blooms: Grown in almost all areas of the state

Interesting Fact: The petals look like they have been dipped in paint.

Color the flower: Colors of the petals can be red, purple, cream, orange or red. The actual flower is hidden be-

Indian Paintbrush



Family: Gentian

Time of year it blooms: June-September


Where it blooms: Grown in almost all areas of the state.

Interesting Fact: Bluebells are almost extinct in Texas, so try not to pick them.

Color the flower: It has a deep purplish blue petal.

Bluebell

There are 5,000 species of flowering plants in Texas. We have chosen 3 for you to learn more about. Please color them as instructed.




Texas welcomes the beginning of Spring by celebrating the annual Bluebonnet Festival.

They have lots of great activities to enjoy. There are carnival rides, parades, shopping, wild west shows, contests and bicycle races.

Kristen and her friends are in the parade this year. They will the preservation of the environment and the blooming of flowers all across the "The Lone Star State".

They designed this beautiful outfit to represent to wear on the float. It has spring flowers around the neckline and hem in a variety of beautiful colors. The shirt and skirt resemble the shape and flowing of a soft petal. There are also petals and leaves around the waist of the skirt.

Color this outfit your favorite color. You can also add more designs and swirls to make it more festive.



In the 1880's, the first rodeo in the United States took place in Texas. Rodeo came from the Spanish word "rodear" meaning to surround. It began as an activity for working cowboys to blow off steam and display their working skills. Today, rodeos are very colorful and full of lots of excitement. Complete the picture with rodeo animals, terrain and background colors.

Famous people of Texas

Match the famous person to their accomplishment.
Listed beside their name is where they were born.

George W. Bush-*raised in Houston TX
born in New Haven, CT*

Comedienee

Carol Burnett -*San Antonio, TX*

Actor

Tommy Lee Jones-*San Saba, TX*

43rd President of
the United States

Willie Nelson-*Abott, TX*

Cosmetics entrepreneur

Dan Rather -*Wharton, TX*

Founding Father of Texas

Mary Kay Ash-*Hot Wells, TX*

First man to be ranked #1 in the
200m & 400m sprint

Michael Johnson-*Dallas, TX*

TV Newscaster

Steven Fuller Austin-*Austinville, VA*

Singer

Sandra Day O'Connor- *El Paso, TX*

Justice of the United States
Supreme Court

Scavenger Hunt

Find 5 different trees, plants or flowers.

1. _____

2. _____

3. _____

4. _____

5. _____



Find 4 animals on your hike or signs of animals.

1. _____

2. _____

3. _____

4. _____



Find 5 insects or signs of insects along your hike.

Example: Leaves eaten by an insect.

1. _____

2. _____

3. _____

4. _____

5. _____



Where did you take your hike? _____

Requirement # 4 You do not have to take the hike in Alabama. You may also do this scavenger hunt by using nature books.

By 1860, there were a large number of families settling in Texas from other countries. One of these countries was Mexico. When they settled in Texas they brought a new culture of food, language and festivals. For example:

CINCO DE MAYO~~ Meaning the 5th of May

A giant festival is prepared in celebration of Mexico's victory over the French in a battle on May 5, 1862. A giant fiesta (party) is prepared and all of the decorations used are the colors of the Mexican flag. A carnival of various fun and games are enjoyed by all.




Lady participants in the parade usually wear skirts and flowery hats. Other parades wear colorful costumes and perform a variety of dances. Dances, games, bullfights, puppet shows, baseball and soccer games are enjoyed throughout the day. At night, there are piñatas for the children. The celebration ends with beautiful displays of fireworks.

People of Mexican descent in the United States celebrate this day by having folklore dancing and other types of festive activities.

Paper Flowers

Tissue paper in vibrant colors
yarn or pipe cleaners
scissors



Cut 4" squares out of the tissue paper, in a variety of vibrant colors. Take 3 squares of tissue paper and fold them like an accordion fan. Stack them on top of each other, vertically. Tie a piece of yarn or twist a pipe cleaner in the middle. Spread each sheet apart one at a time, careful not to rip each layer of tissue paper, fluff it out. Paper flower is complete and ready for party or hair decoration.

Butterflies

Mexico is known for the Monarch butterflies that migrate there every year in the fall from the United States.

Plastic material (used typically for plastic tablecloths) Purchase a transparent covering in purple, yellow or pink.

pipe cleaners

Cut the plastic material into a six inch square.

After the pattern is cut out, pinch the center together and wrap a pipe cleaner around the area to secure the center.


ANSWERS TO THE CROSSWORD PUZZLE

Across

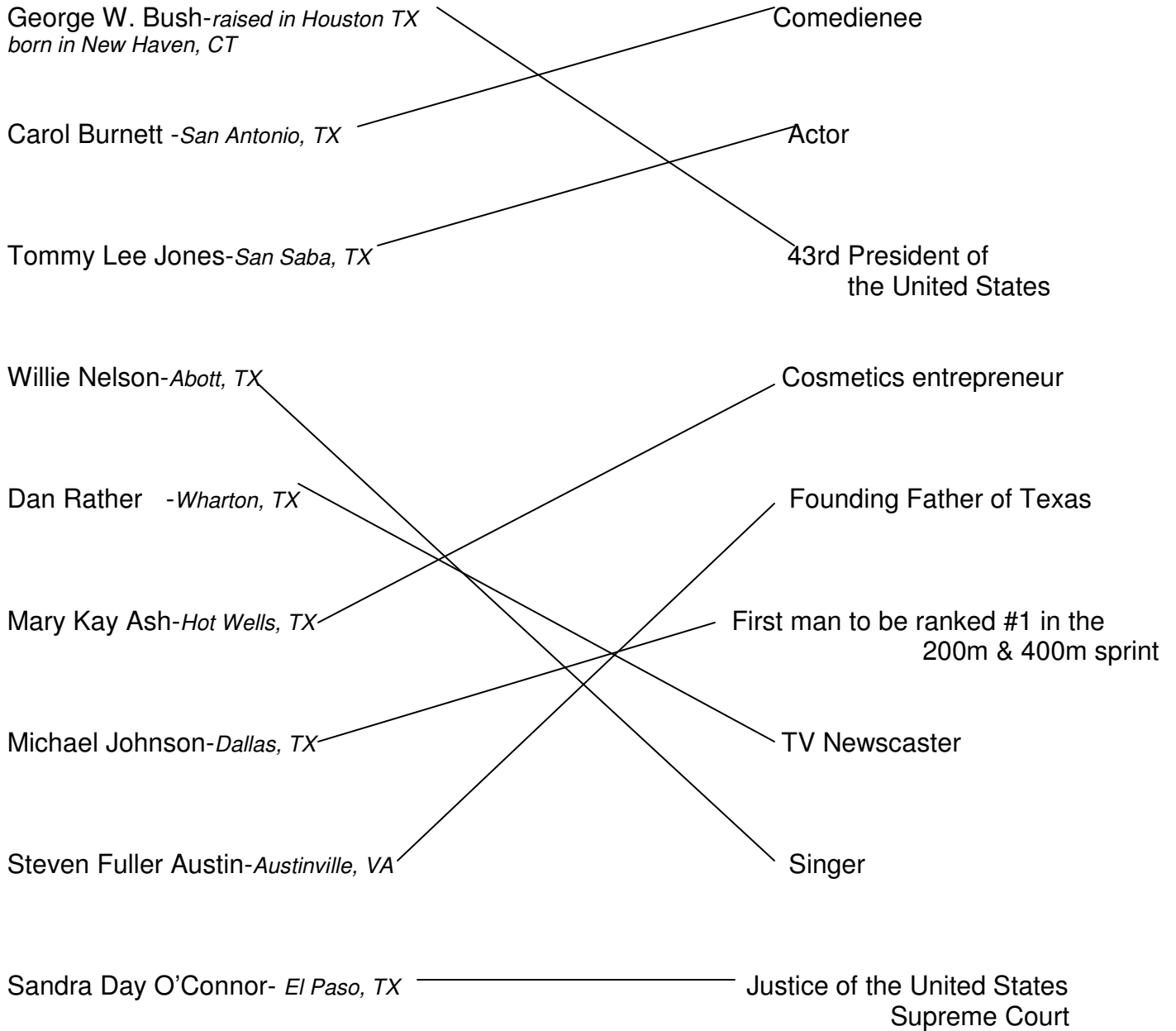
2. black substance used to fix roads- TAR
6. people use this to make their faces pretty-COSMETICS
9. we use this liquid to cover the walls-PAINT

Down

1. we put this in our car to make it go-GASOLINE
3. this is used to make people feel better-MEDICINE
4. round black items found on cars and bikes-TIRES
5. many toys are made out of this-PLASTIC
7. this is inside a pen-INK
8. crayons are made out of this-WAX



MATCHING ANSWERS



Resources

Conway, John. "Creating the birth of Texas. " January 25, 2003
<<http://www.texas-ec.org/tcp/101oil.html>>.

Dallas Morning News. "Texas Flags and Other Symbols. " January 23, 2003 <http://www.texasalmanac.com/texasflags_2000.htm>.

"Famous Texas People Texans." January 21, 2003 <<http://www.50states.com/bio/texas.htm>>.

"On the Rodeo, How it all got Started." January 27, 2003 <<http://www.texasmonthly.com/travel/virtual/rodeo/start.html>>.

"Texas Wildflowers." April 6, 2001 <<http://www.hotx.com/wildflowers/TXflowerpage.html>>.

Books

Macmillian and McGraw-Hill. Texas Adventures in Time and Place. New York: The McGraw Hill Companies, Inc, 1997

Mockingbird Hill. Texas Wildflowers. Midland: Larson-McBrine, Inc. 1994

Patchwork Designs, Inc.

ORDER FORM

Please complete this form and mail or fax it to:

Patchwork Designs, Inc.

8421 Churchside Drive
Gainesville, VA 20155

(703) 743-9948 PHONE

(703) 743-9942 FAX

You can add any additional items to this form that you may need for your event or group.

Name _____

Address _____

City _____ State _____ Zip _____

Phone () _____ Referred By: _____

Email Address: _____

Discover/MasterCard/Visa# _____ - _____ - _____ - _____ or Check # _____

Item #	Description	Quantity	Unit Price	Total Price
Texas	Texas Patch		\$1.75	\$
				\$
				\$
				\$
				\$
			\$	\$
			\$	\$
			\$	\$
			\$	\$
			\$	\$
			\$	\$
SUBTOTAL				\$
Regular Shipping & Handling (view chart)				\$
Special Shipping (next day, priority mail etc)				\$
TOTAL ENCLOSED				\$



**Patch and Program Created
By:
Cheryle Oandasan**

8421 Churchside Drive
Gainesville, VA 20155
Phone: 703-743-9948
Fax: 703-743-9942
E-mail:

WWW.PATCHWORKDESIGNS.NET

If you would prefer Priority Mail, please add \$2.00 to the \$4.99 or above shipping category.

Next day service is an average cost of \$28.00 (USPS determines the pricing according to the zone and weight.)

Patches	
1-5	\$3.55
6-20	\$4.99
21-30	\$5.99
31-50	\$6.50
51-70	\$6.99
71-100	\$9.55
101-150	\$10.55
151-200	\$13.00
201-400	\$15.99
401-500	\$17.50
Over 500	Contact us for pricing

Kits or Manuals (shipped Priority Mail)	
1	\$6.99
2	\$9.25
3-5	\$10.75
6-8	\$12.75
10-12	\$15.75
13-20	\$22.25
21-23	\$24.00
Over 24	Contact us for pricing

Kits and manuals range from 30 to 62 pages in length (except the Patch Program Book, that is over 100). Therefore if you are ordering more than 2 kits or manuals, please use the above shipping chart. Patches, bracelet kits, and stamps can be added to any order falling within that price range. Otherwise, use the highest shipping amount on the chart according to the items ordered.