

Tawia's Adventures

COPYRIGHT 2009

Story Building Activity

Take Tawia on an adventure to Thinking day, the movies, dance class or an activity with your group.

This book/kit represents the laser cut patch of Tawia. Whenever someone sees Tawia on your vest, totebag, or banner they will know that you have contributed to Tawia's adventure. She is from Ghana. Included in this kit is an introduction about her life, culture, and clothing she wears. In addition, there are crafts, games, and recipes that will enhance your knowledge of her country and lifestyle.

Read Tawia's story and take the laser cut patch of Tawia on an adventure of your own. There are several pages of decorated stationery to write your adventures with Tawia on. Don't forget to draw a picture of you and Tawia. Pass your book around to your other friends so they can have fun with their own Tawia patch as well. If you run out of pages to write your stories on, you can always add more pages to the book or write on the back of the pages.

After you have completed your adventures with Tawia you can **mail** or **email**

copies of your stories to Patchwork Designs, Inc. and we will place these stories on Tawia's web page it will be fun to see where Tawia goes.

Email: orders@patchworkdesigns.net

We will not include full names on the website due to security issues. You will want to keep a laser cut Tawia for yourself so you can remember the adventure you went on with her.


These kits books can be shared to write stories in but can only be copied for the activity sheets, stationery pages, or puzzles.

Great for studying the country for Thinking Day events, winter holiday vacation, summer vacation, or other group projects.

The recipes and activities presented in this kit are different than the activities in the Ghana manual listed below.

TABLE OF CONTENTS

Tawia's Story	2-3
Recipes	4
Games/puzzle	5-6
Crafts	7
Write your adventure	8-20
Ordering information	21
Shipping Chart	22



OTHER PATCHES AND BOOKS ABOUT GHANA

- *Historically Speaking Ghana patch and manual.*



Tawia




Tawia's Adventures

Hello, my name is Tawia. I live in Ghana in a village. Our house is built with bricks made of mud and gravel. The roof is covered with palm leaves. Our family grows crops and we sell them at the local market two miles up the road. The main crops we farm are pineapples, bananas, oranges, plantains, and peppers. We learned to carry baskets on our heads at a young age to transport the items from the garden to the marketplace.



In our village, the teachers hold school outside under temporary shelters while our school gets built. We learn how to speak English, math, and read stories. I study very hard so I can grow up to be a teacher one day. At recess, we play soccer and *mancala* with our classmates. Mancala is a game that we transfer beans from on the boards spaces trying to get them to all to be in your home pit.





After school, my sister and I help with the crops. As a treat sometimes, we are allowed to chew on sugar cane. My brother is a weaver and he creates *kente* cotton strips. They are 4 inches wide and woven into different patterns. My grandmother takes the strips and sews them together to create a large *kente* cloth that will be sold in the market to men or women to wear.

Today my friends and I decorated a mango tree near our house with a paper garland and stars we made in school. It is 82 degrees outside and the Christmas season has begun in our village. My sister and I made a list for Father Christmas to bring to us on Christmas morning. My list included a new dress, chocolate, and a book.



Tonight, everyone in the village is gathering for a celebration for the Christmas season. I am singing in the choir during the annual Nativity play. I wore my best dress and my mom let me borrow her beaded necklace and earrings. After the play, we watch dancing and have a feast. Everyone brings one dish and we share with each other. We brought *fufu*, which are similar to mashed sweet potatoes.



Next, we walk around the village, talk to our friends, and wishing them a Merry Christmas, or *Afishapa*. We give crackers or cookies to our relatives. Everyone retires to bed and I wait anxiously for Father Christmas to come.

Why don't you take me with you on an adventure and show me what your life is like? Use the following pages to write about our adventures together.

Bibliography:

http://www.marshall.edu/akanart/cloth_kente.html

<http://www.whychristmas.com/cultures/ghana.shtml>

<http://www.christmascarnivals.com/aroundtheworld/ghana.html>

http://www.christmasmagazine.com/en/spirit/xmas_ghana.asp

<http://www.pagat.com/national/ghana.html>

<http://www.recipezaar.com/Accra-Banana-Peanut-Cake-Ghana-135164>

Recipes

African Fruit Salad

- 1 large papaya
- 2 mangoes
- 1 large fresh pineapple or 2 cans of pineapple chunks
- 2 large bananas

Peel the papaya. Cut it in half and scoop out the seeds. Chop the fruit into 1/2 inch cubes and place it

in a large serving bowl.

Peel the mangoes and cut fruit off the pit. Chop into 1/2 inch cubes and place in the serving bowl.

If you are using a fresh pineapple, cut the top off. Slice off the outside skin and any remaining dark marks on the pineapple. Cut the pineapple lengthwise and remove the center core. Cut the pineapple into cube pieces and place in the serving bowl.

Toss with the other fruits and place in the refrigerator for about 30 minutes.

Just before serving, peel the bananas and cut into 1/2 inch pieces. Add to the bowl and serve.

Accra Banana Peanut Bread

- 4 cups self rising flour
- 1/4 cup cake flour
- 10 ounces butter
- 2 1/2 cups sugar
- 4 eggs, lightly beaten
- 8 bananas, mashed
- 1/2 cup peanuts, chopped
- 1 teaspoon cinnamon

In a medium bowl place the cake flour and self rising flour, mix together. In a separate bowl place the butter and 2 cups of sugar, cream together. Lightly beat eggs in a small bowl and blend it in the butter and sugar mixture, set aside.

Preheat oven to 350 degrees F. Place the bananas in a separate bowl and mash them. Add the chopped peanuts. Pour the creamed mixture into the bananas and peanuts. Slowly add the flour mixture to the bowl stirring to make it a creamed batter.

Pour into greased 9 x 12 inch baking pan. Bake for 30 minutes or until a toothpick inserted in the middle comes out clean.

While the cake is cooking prepare the topping for the cake. In a small bowl, place 1/2 cup sugar with 1 teaspoon cinnamon, mix well.

When cake comes out of oven and is still warm, sprinkle sugar and cinnamon mixture on top.

Crafts

Paper Garlands *Afishapa* (ah-fih-SHOP-uh), means Merry Christmas and Happy New Year in a tribal language called Akan. Children create paper chains of circles looped together and crepe paper garlands that have designs cut into them.

Paper streamer roll, packet of tissue paper or colored paper
Scissors and tape/stapler

Cut the streamers into 3 foot pieces and fold each piece accordion style. Use your scissors to make cuts on the folds then unfold to see what kind of designs you've made. Connect your strips with tape. Place your decorations in a window or wall.

Paper Flowers In Ghana, you might see flowers called 'Fire on the Mountain', which are yellow flowers, as part of Christmas decorations because it blooms around Christmas time. Use the flowers for decorations or to wear in your hair. The pink flowers represent other flowers grown throughout the year in Ghana.

Yellow or pink tissue paper
pipe cleaners
scissors



Cut 4" squares out of the tissue paper, in a variety of vibrant colors. Take 3 squares of tissue paper and fold them like an accordion fan. Stack them on top of each other, vertically. Fold the pipe cleaner in half. Grab the squares in the middle, pinching them together. Place the pipe cleaner over the pinched area and twist the pipe cleaner together to make a stem. Spread each sheet apart one at a time, careful not to rip each layer of tissue paper, fluff it out.

Christmas Card Ornaments The decorations are handmade by Ghanaian children and their families. Sometimes people use cut-up old Christmas cards for decorations, too.

Hole punch
String or yarn
Old Christmas cards

Using the front of the card cut out the design in a shape. Punch a hole in the top of the shape and tie piece of yarn or string through the hole. Hang it on the tree or window.

Other ideas:

Cut up cards and create a puzzle from the pieces.

Take a piece of construction paper and fold it in half. Cut up Holiday cards and glue them on the front of the card. Write Happy Holidays inside and give it to someone special.

Tawia's Word Search

H	T	S	P	Z	A	C	O	P	U	S	L	S	V	E
I	U	M	T	I	E	L	L	Y	T	D	E	S	K	G
T	J	H	H	Q	N	A	A	E	M	O	M	I	E	A
W	X	S	Y	U	N	E	K	C	T	N	I	X	N	L
A	B	P	C	T	U	S	A	A	A	D	M	C	T	L
I	D	A	A	N	A	P	T	P	K	N	E	O	E	I
N	K	I	N	B	I	O	O	Z	P	N	A	R	C	V
A	N	H	B	A	P	Q	M	R	O	L	G	M	L	D
S	E	E	G	T	N	T	E	A	C	H	E	R	O	K
P	A	P	E	R	G	A	R	L	A	N	D	S	T	Q
Z	A	E	K	W	W	D	S	N	X	V	S	U	H	C
I	W	F	K	B	M	E	A	Q	J	Q	O	G	H	M
S	F	N	T	P	U	O	W	V	N	F	R	L	V	A
E	E	R	T	O	G	N	A	M	B	B	W	O	Z	E
E	V	A	E	W	E	U	W	U	Y	D	J	E	G	B

Find the following words in the puzzle above. Some may be two or three words, but they are found as one.

BANANAS

GHANA

MANGO TREE

PLANTAINS

TWINA

BASKETS

KENTE CLOTH

PAPER GARLAND

SWEET POTATOES

VILLAGE

CROP

MANACALA

PINEAPPLES

TEACHER

WEAVE

Games

Spar

Spar is a card game that is played with a standard 52-card pack. You only use 36 cards from the deck, pulling out all the jokers, 5, 4, 3, and 2 cards. The cards of each suit rank from high to low in this order: **A, K, Q, J, 10, 9, 8, 7, 6**. The object of the game is to win the last trick.

A trick is when the round of plays is completed. After seven tricks the game starts over and score it taken of the winner.

You will need 2-4 players to start the game. The first dealer is chosen at random. The winner of the trick, hand of seven plays, is the next dealer.

The dealer begins the game by shuffling the 36 cards and deals seven cards to each player.

The player to the right of the dealer goes first and the turns continue clockwise. They lead with any card, playing it face up in the middle of the playing area. The other players in turn must play a card of the **same suit** if they can. If they don't have a card of that suit then they can play any card of their choice on their turn. If they can not play a card of the suit then they can not win the round, or trick.

When everyone has placed one card in the center, the first trick is complete. Whoever played the highest card of the suit that was played is the winner of that round or trick and will start the next round. The cards played in the center are NOT gathered up but remain in a pile in the center of the playing area.

The play continues when the winner places a card in the center on top of the other cards. Once again the players must each play a card. In order to win the round it must be of the same suit led if possible, otherwise any card.

This continues until seven tricks have been played. The person that wins the 7th trick, the last hand played wins the round. The following scores are calculated from the last hand played:



The card that won the hand is worth the following points:


3 points if the winning card is a 6


2 points if the winning card is a 7

1 point for winning with any other card - 8 or higher.


You can choose a set goal or score for a winning total or continue to play until the players no longer wish to play.



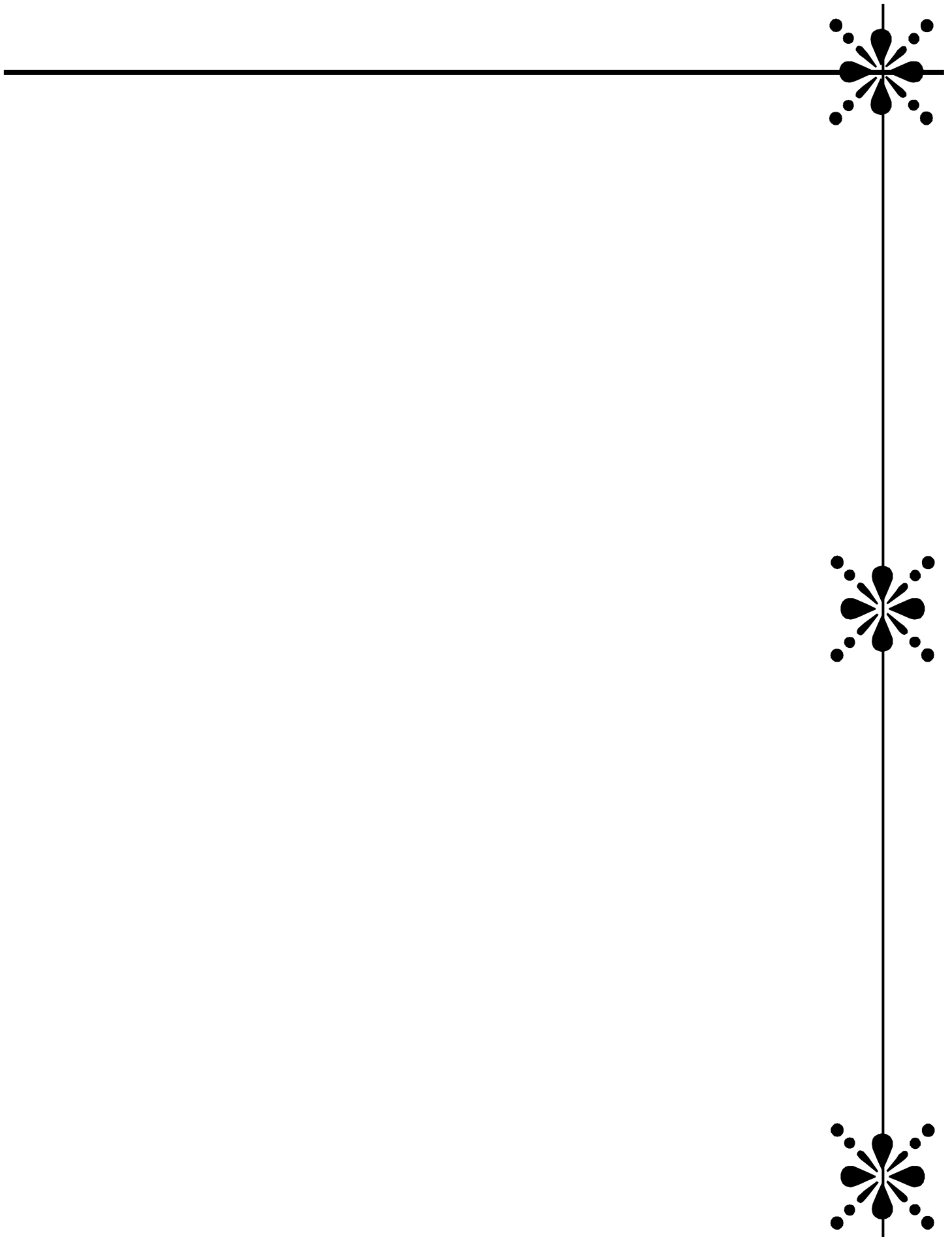


































Patchwork Designs, Inc.

ORDER FORM

Please complete this form and mail or fax it to:

Patchwork Designs, Inc.

8421 Churchside Drive

Gainesville, VA 20155

(703) 743-9948 PHONE (703) 703-9942 FAX

You can add any additional items to this form that you may need for your event. Ask for bulk rate pricing for your items.

Name _____

Address _____

City _____ State _____ Zip _____

Phone () _____ Referred By: _____

Email Address: _____

Discover/MasterCard/Visa# _____ - _____ - _____ or Check # _____

Expiration Date: _____ Have you ordered before? _____

Item #	Description	Quantity	Unit Price	Total Price
Ghana	Ghana Patch		\$1.85	\$
GHANA-MAN	Ghana Manual		\$6.00	\$
				\$
				\$
				\$
			\$	\$
			\$	\$
			\$	\$
			\$	\$
			\$	\$
			\$	\$
			\$	\$
SUBTOTAL				\$
Regular Shipping & Handling (view chart)				\$
Special Shipping (next day, priority mail etc)				\$
TOTAL ENCLOSED				\$

SOLUTION TO WORD SEARCH

+ + + P + A + + P + S + S + E
 + + + + I + L L + T + E + K G
 T + + + + N A A E + O + + E A
 W + + + + N E K C T + + + N L
 A B + + T + S A A A + + + T L
 I + A A + A P T P + N + + E I
 N + I N B + O O + P + A + C V
 A N + + A P + + R + L G M L +
 S + + + T N T E A C H E R O +
 P A P E R G A R L A N D S T +
 + + E + + + + S N + + + + H +
 + W + + + + + A + + + + + + +
 S + + + + + + + + + + + + +
 E E R T O G N A M + + + + + +
 E V A E W + + + + + + + + + +

If you would prefer priority mail please add \$2.00 to the \$4.99 or above shipping category.
 Next day service is an AVERAGE COST of \$28.00 [USPS determines the pricing according to the zone and weight.]

Patches	
1-5	\$3.55
6-20	\$4.99
21-30	\$5.99
31-50	\$6.50
51-70	\$6.99
71-100	\$9.55
101-150	\$10.55
151-200	\$13.00
201-400	\$15.99
401-500	\$17.60

Over 500 contact us for pricing

Kits or Manuals (shipped priority mail)	
1	\$6.99
2	\$9.25
3-5	\$10.75
6-8	\$12.75
10-12	\$15.75
13-20	\$22.25
21-23	\$24.00
Over 24	contact us for pricing

Kits and manuals range from 30 to 62 pages in length. Therefore if you are ordering more than 2 kits or manuals, please use the above shipping chart. Patches can be added to any order falling within that price range. Otherwise use the highest shipping amount on the chart according to the items ordered.

- (Over, Down, Direction)
- BANANAS (2, 5, SE)
 - BASKETS (5, 7, NE)
 - CROP (10, 9, NW)
 - GHANA (12, 8, SW)
 - KENTECLOTH (14, 2, S)
 - MANACALA (13, 8, NW)
 - MANGOTREE (9, 14, W)
 - PAPERGARLAND (1, 10, E)
 - PINEAPPLES (4, 1, SE)
 - PLANTAINS (9, 1, SW)
 - SWEETPOTATOES (1, 13, NE)
 - TEACHER (7, 9, E)
 - TWAINA (1, 3, S)
 - VILLAGE (15, 7, N)
 - WEAVE (5, 15, W)