

Cecila's Adventures

COPYRIGHT 2009

Story Building Activity

Take Cecila on an adventure to Thinking day, the movies, dance class or an activity with your friends or family.

This book/kit represents the laser cut patch of Cecila. Whenever someone sees Cecila on your vest, totebag, or banner they will know that you have contributed to Cecila's adventure. She is from Switzerland. Included in this kit is an introduction about her life, culture, and clothing she wears. In addition, there are crafts, games, and recipes that will enhance your knowledge of her country and lifestyle.

Read Cecila's story and take the laser cut patch of Cecila on an adventure of your own. There are several pages of decorated stationery to write your adventures with Cecila on. Don't forget to draw a picture of you and Cecila. Pass your book around to your other friends so they can have fun with their own Cecila patch as well. If you run out of pages to write your stories on, you can always add more pages to the book or write on the back of the pages.

After you have completed your adventures with Cecila you can **mail** or **email**

copies of your stories to Patchwork Designs, Inc. and we will place these stories on Cecila's web page it will be fun to see where Cecila goes.

Email: orders@patchworkdesigns.net

We will not include full names on the website due to security issues. You will want to keep a laser cut Cecila for yourself so you can remember the adventure you went on with her.


These kits books can be shared to write stories in but can only be copied for the activity sheets, stationery pages, or puzzles.

Great for studying the country for Thinking Day events, winter holiday vacation, summer vacation, or other group projects.

The recipes and activities presented in this kit are different than the activities in the Switzerland manual listed below.

TABLE OF CONTENTS

Cecila's Story	2-3
Recipes	4
Games/puzzle	5-6
Crafts	7
Template for card	8
Write your adventure	9-20
Ordering information	21
Shipping Chart	22



OTHER PATCHES AND BOOKS ABOUT SWITZERLAND

- *Historically Speaking Switzerland patch and manual.*



Cecila



Cecila's Adventures

Hello, my name is Cecila. I live in Switzerland near the Swiss Alps. My family owns a ski lodge and restaurant the base of the ski slopes. In the afternoon after we serve hot cocoa and fondue. I help place the fruits, breads, and vegetables on the trays after school. I get to meet a lot of people from all over the world that come to have fun in the snow.



I have been skiing since I was little. First, I had to go to lessons with an instructor, and it was difficult, but now it is not that hard. After you ski down the hill, you have to get on a ski lift to take you back to the top to go down again. On the weekends or during holidays, my friends get together to have fun, since most of their parents work here. We can enjoy the activities at the lodge such as: snowboarding, snow tubing, building a snowman, sledding, skiing, zip-wire, hiking, and cooking classes.




Next week, on December 5th, we are celebrating the start of *Klausjaen*, the chasing of Klaus. It is a festival that begins the celebration of Christmas. We begin by lighting a candle on the advent wreath. There are four candles, one for each Sunday before Christmas.

The next day our restaurant has a big celebration and serves a festive meal to our guests. My friends then serve the traditional cookies *Spitzbueben*, jam filled cookies, and *Zimsterne*, cinnamon stars, for dessert.

That night, St. Nicholas rides a donkey through town. I put my snow boots by the fireplace before I go to bed to receive goodies. The next morning they are filled with oranges, nuts and bags of cookies from St. Nicholas. Later in the week, we put up our tree and decorate the lodge in with bells and holiday designs.



On December 24th, we celebrate *Wienectchind*. This is when the Christmas child walks through town carrying a lantern. Six girls walk behind her wearing pink dresses. This year I will get to be in that parade. Afterwards, all the children gather together carrying paper lanterns and we go door-to-door singing carols and delivering cookies.



When everyone goes to bed on Christmas Eve, Father Christmas delivers gifts to the boys and his wife, St. Lucy, delivers gifts to the girls. It is hard to go to sleep, but Mom says the sooner you go to sleep the sooner morning will come to open my presents.

Why don't you take me with you on an adventure and show me what your life is like? Use the following pages to write about our adventures together.

Bibliography:

Cook, Deanna. 1995. *Kid's Multicultural Cookbook Food and Fun Around the World*, Williamson Publishing Company, Charlotte VT.

Branson, Mary. 1992. *Fun Around the World*, New Hope, Birmingham, AL.

Fiarotta, Phyllis and Fiarotta, Noel. 1996. *Papercrafts Around the World*, Sterling Publishing, New York, NY.

<http://www.theholidayspot.com/christmas/worldxmas/switzerland.htm>

<http://www.californiamall.com/holidaytraditions/traditions-Switzerland.htm>

<http://www.pagat.com/jass/swjass.html>

<http://en.wikipedia.org/wiki/Fondue>

Recipes

Let's have a fondue party!

Fondue originated in the 18th century as Switzerland cheeses started becoming popular. There are many kinds of fondue with a variety of cheeses, meat, caramel, chocolate, and marshmallow.

Fondue etiquette rules apply when serving and eating. Place the skewer in the item you are dipping and dip it in the fondue pot. Then you should use a fork to remove the item from the skewer to place it on your plate, therefore you can use the skewer again for dipping. Never return a dipped item to the pot or bite the item and dip again in the pot. The "no double dipping" rule applies to all fondue parties! Most importantly have fun with your friends and family.

Ski Fondue— After skiing sometimes kids have a fondue *bourguignonne* party. They place steak pieces on a skewer and cook them on a fondue pot.

Fondue pot

4 cups of beef broth

1 pound of lean steak [cubed]

Steak sauce

One pack of skewers

Open the can of the beef broth and pour it into warming fondue pot. Take your skewer and place it into a steak cube. Place the beef into the hot broth and let it cook until it turns brown on all sides.

Remove the meat from the skewer and let cool before you dip it into your favorite steak sauce.

Cheese Fondue

Cheddar cheese soup

1 cup cheddar cheese

1 crushed garlic

One pack of skewers

Items for dipping: Bread cubes, broccoli, vegetables

Clean and cook potatoes. Broccoli, or other vegetables. Place in a medium bowl and cover.

In a saucepan place cheddar cheese soup, grated cheese, and garlic. Cook until cheese has melted. Place the cheese mixture in the fondue pot and let simmer. Have participants take turns dipping the vegetables or bread cubes in the pot.

Chocolate Fondue

1 package of chocolate melts [found at craft stores or grocery stores]

One pack of skewers


Items for dipping: strawberries, banana slices, grapes, angel food cake cubed

Place the chocolate melts in the fondue pot and stir until the chocolate has melted. Place fruit on the skewers and take turns dipping in the chocolate sauce.

Games

Swiss Jass– [a card game]

Swiss Jass is a card game that can be played with a standard 52-card pack. You only use 36 cards from the deck, pulling out all the jokers, 5, 4, 3, and 2 cards. The cards of each suit rank from high to low in this order: **A, K, Q, J, 10, 9, 8, 7, 6**. The object of the game is to win the most tricks.



A trick is when the round of plays is completed. After all the tricks are played in each hand the game starts over and score it taken.

You will need 3-4 players to start the game. The first dealer is chosen at random. The winner of the trick, the last hand of all the plays, is the next dealer.

The dealer begins the game by shuffling the 36 cards and deals seven cards to each player. The dealer deals all the cards out, in threes, starting with the player on their right. Any player can deal the first hand, and the player who holds the seven of clubs *in their hand* begins the game.

The person that goes next is *counter clockwise from the person that played*. The next play is lead with any card, playing it face up in the middle of the playing area. The other players in turn **must** play a card of the **same suit** if they can. If they don't have a card of that suit then they can play any card of their choice on their turn. If they can not play a card of the suit then they can not win the round, or trick.

Whoever wins the trick that round takes the pile in the center and places it in front of them face down. Since they won the trick then they get to lead the next play.

After all the cards are played then each player will need to add up their score. Go through the pile of cards and pull out all the cards ranking from 6 to 9.

The following table shows the point values of each card.

SUIT	Ace	King	Queen	Jack	10	9	8	7	6
POINT VALUE	11	4	3	2	10	0	0	0	0

EXTRA POINTS:

Jack of the suit played 20 points

Person that wins the last trick receives 5 extra points.

Win all the tricks 100 points.

Cecila's Word Search

C L S L T S R N I H F C F Y R
 B I N E T Z A U T Y E C S H M
 D P N L I M J A N L T E W T C
 F C U N W K E S E C U C I F Z
 H C Z O A R O B O M V I T I E
 Y S N F W M R O Q R H L Z L U
 L S K Y R A O X C O I A E I D
 P Z G T T I G N Y C V N R K N
 I K U I C Q E N S M Q Q L S O
 C O O K I N G N I T D Z A K F
 U N S L O R A C D I A H N W F
 C A N D L E W W Z S K R D T S
 G N I B U T W O N S R S S O E
 Q L U B I J D A P E D Y H J D
 L N O C E X B Z S W P H F H O

Find the following words in the puzzle above. Some may be two or three words, but they are found as one.

CANDLE

CELEBRATION

COOKING

SKIING

SNOW TUBING

WREATH

CAROLS

CINNAMON STARS

FONDUE

SKILIFT

ST LUCY

CECILA

COOKIES

FRIENDS

SNOWMAN

SWITZERLAND


Crafts

Egg Decorating- At Easter, and during spring, the Swiss people decorate eggs using small leaves and dye. They play egg cracking games and have egg searches.

Eggs [hard boiled or plastic]

Dye, leaf, sponge

Decorations: stickers, paintbrushes, paint, etc.



Gather some small leaves that could cover the egg. Boil the eggs and let them cool. Prepare the egg dye according to the package and dye all the eggs in festive colors.

Leaf Imprints: Cut the sponge up into cubes. Squirt small circles of paint on a paper plate. Place one of the sponge pieces lightly in one of the paint colors. Turn the leaf over and dab the color on it. Place the leaf on the egg and press down gently. Remove and let dry.

Stickers and Other Decorations: Use your imagination and draw spring flowers, rabbits, chicks, apply stickers or tie a ribbon around the egg.

Plastic Eggs: If you are using plastic eggs let the participants use stickers of flowers, spring items, or basic circles to create polka dots. Candies and chocolates can be placed inside the eggs for a fun egg search.

Scroll Frame Card- Before printed greeting cards, the Swiss people created handmade cards with borders called scrolls. New Years Day was the most popular time to send the cards.

Paper

Pencil and markers

Fold a sheet of paper in half to create a card. On the front of the card draw a design around the edges resembling a swirl like pattern. Draw a picture inside the scroll border that represents the season. For example a tree for Christmas, egg for Easter, clock face for New years, etc.



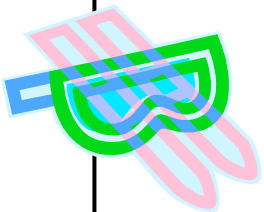
Write a greeting inside the card.

Color the card with markers and give it to someone special.


You can also use the next page design for your scroll card or stationary.

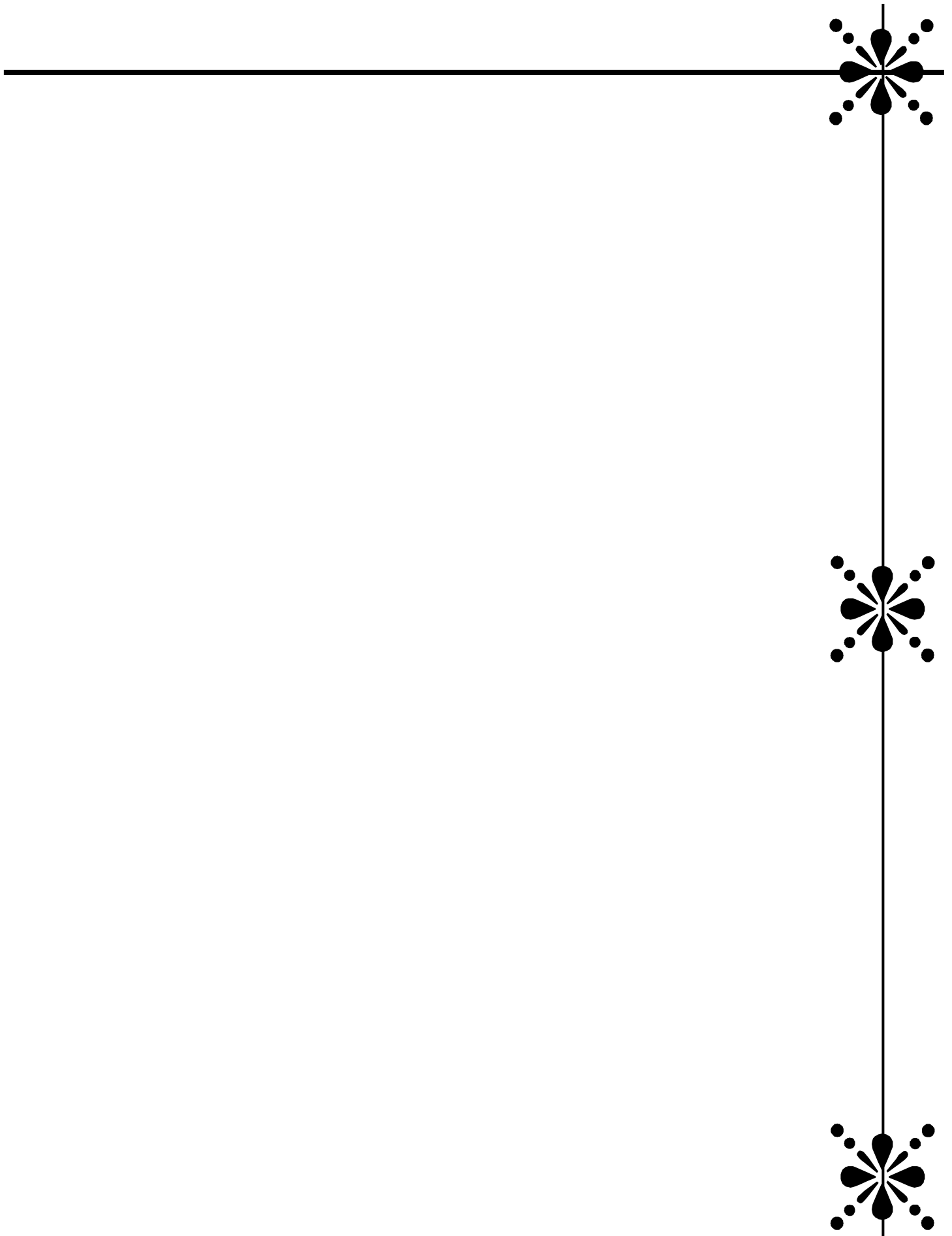

































Patchwork Designs, Inc.

ORDER FORM

Please complete this form and mail or fax it to:

Patchwork Designs, Inc.

8421 Churchside Drive

Gainesville, VA 20155

(703) 743-9948 PHONE (703) 703-9942 FAX

You can add any additional items to this form that you may need for your event. Ask for bulk rate pricing for your items.

Name _____

Address _____

City _____ State _____ Zip _____

Phone () _____ Referred By: _____

Email Address: _____

Discover/MasterCard/Visa# _____ - _____ - _____ or Check # _____

Expiration Date: _____ Have you ordered before? _____

Item #	Description	Quantity	Unit Price	Total Price
Switzerland	Switzerland Patches		\$1.85	\$
SWITZ-MAN	Switzerland Manual		\$6.00	\$
				\$
				\$
				\$
			\$	\$
			\$	\$
			\$	\$
			\$	\$
			\$	\$
			\$	\$
			\$	\$
SUBTOTAL				\$
Regular Shipping & Handling (view chart)				\$
Special Shipping (next day, priority mail etc)				\$
TOTAL ENCLOSED				\$

SOLUTION TO WORD SEARCH

C + S + + S + N + H + C + + +
 + I + E T + A + T + E C S + +
 + + N L I M + A + L + E W T +
 + + U N W K E + E + + C I F +
 + C + O A R O B + + + I T I E
 Y + N F W M R O + + + L Z L U
 + S + + R A O + C + + A E I D
 + + + + T I G N + + + + R K N
 + + + I + + E N S + + + L S O
 C O O K I N G N I T + + A + F
 + N S L O R A C D I A + N + +
 C A N D L E + + + S K R D + +
 G N I B U T W O N S + S S + +
 + + + + + + + + + + + + + +
 + + + + + + + + + + + + + +

[Over, Down, Direction)

- CANDLE (1, 12, E) FRIENDS (4, 6, SE)
- CAROLS (8, 11, W) SKIING (12, 13, NW)
- CECILA (12, 2, S) SKILIFT (14, 9, N)
- CELEBRATION (12, 1, SW) SNOWMAN (2, 7, NE)
- CINNAMON STARS (1, 1, SE) SNOWTUBING (10, 13, W)
- COOKIES (9, 7, NW) ST LUCY (6, 1, SW)
- COOKING (1, 10, E) SWITZERLAND (13, 2, S)
- FONDUE (15, 10, N) WREATH (5, 6, NE)

If you would prefer priority mail please add \$2.00 to the \$4.99 or above shipping category.
 Next day service is an AVERAGE COST of \$28.00 [USPS determines the pricing according to the zone and weight.]

| Patches | |
|---------|---------|
| 1-5 | \$3.55 |
| 6-20 | \$4.99 |
| 21-30 | \$5.99 |
| 31-50 | \$6.50 |
| 51-70 | \$6.99 |
| 71-100 | \$9.55 |
| 101-150 | \$10.55 |
| 151-200 | \$13.00 |
| 201-400 | \$15.99 |
| 401-500 | \$17.60 |

Over 500 contact us for pricing

| Kits or Manuals (shipped priority mail) | |
|---|------------------------|
| 1 | \$6.99 |
| 2 | \$9.25 |
| 3-5 | \$10.75 |
| 6-8 | \$12.75 |
| 10-12 | \$15.75 |
| 13-20 | \$22.25 |
| 21-23 | \$24.00 |
| Over 24 | contact us for pricing |

Kits and manuals range from 30 to 62 pages in length. Therefore if you are ordering more than 2 kits or manuals, please use the above shipping chart. Patches can be added to any order falling within that price range. Otherwise use the highest shipping amount on the chart according to the items ordered.