
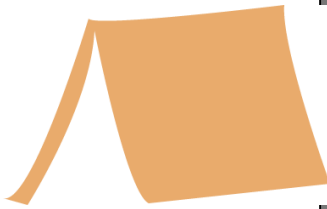


CAMPING BINGO-Calling Cards

- **Items Needed:** Bingo Cards, Calling Cards, and foam shapes or pennies to mark the squares.
 - Cut out all the calling cards and place them in a paper bag or container.
 - Hand out one bingo card to each participant. There are six different cards to choose from.
 - The caller should pull one image out at a time and describe it to the participants.
 - Distribute pennies, foam shapes, buttons to use as markers on the board.
 - **Options:** Decide what pattern is made on the card to win.
 - **Straight Bingo:** Make a horizontal, diagonal OR vertical line to win Bingo.
 - **Blackout Bingo:** All images must be marked or covered to get Bingo.
 - **Square Bingo:** Fill the card in the shape of a square, covering all the edges on the board.
 - **U Bingo:** Fill the card in the shape of a U right-side up, upside down, or sideways.
 - **T Bingo:** Fill the card in the shape of a T right-side up, upside down, or sideways.
- The first person to get bingo wins. For fun, continue playing using all the different patterns.



CAMPING BINGO-Calling Cards



Fort tent– indoor tent



compass



Theater masks




House with heart



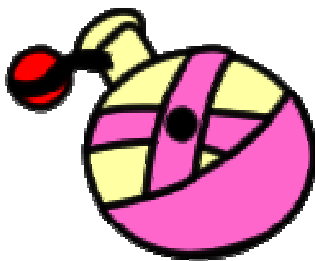
Music note



Evergreen tree



Oak tree



canteen




Tent in square



Hiking Sign



Marshmallow with sash



Lantern



rope

CAMP HOME THEMED






B

I

N

G

O



CAMP HOME THEMED







B

I

N

G

O



CAMP HOME THEMED

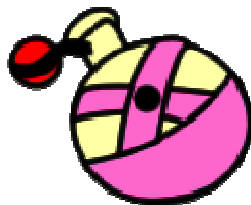



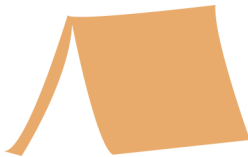
B

I

N

G

O



CAMP HOME THEMED


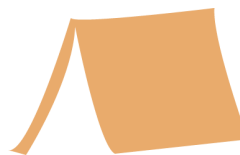


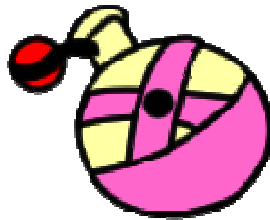

B

I

N

G

O



CAMP HOME THEMED




B

I

N

G

O



CAMP HOME THEMED

B

I

N

G

O

