



* **WOMEN'S RIGHT TO VOTE**

CENTENNIAL*


Patch: \$1.50 (metallic threads)

Celebrate the Centennial in 2020 with this commemorative patch!

COMPLETE ONE REQUIREMENT TO EARN THE PATCH

1. What amendment of the constitution gave the women the right to vote? What year was it finalized?
2. What is a suffragette? What type of actions did they take and how did they change the rights for women?
3. Name a woman that participated in the women's right movement to allow women to vote. What did she do and when?
4. When did the suffrage movement start and end? Name or research 2-3 key events.
5. Complete a trivia game, crossword, or research some facts about the women's right movement.
6. Create a craft to represent the women's rights movement. Examples include: vote button or ribbon, ballot box, or sash.
7. Make a patriotic recipe to celebrate suffragettes. Examples include: patriotic cupcakes, barbeque, and golden delight drink.
8. Create a design for a cause on a piece of paper. *Optional: make it a patriotic theme. Example: Recycle crayons, book or food drive, clothing, etc.*
9. Create a "Vote For Me" poster. It can be voting for YOU, activity, food item, or anything you wish to vote for. Make your poster colorful and eye catching so they will VOTE FOR the item you are advertising.
10. Host a patriotic themed party to celebrate the centennial of women's right to vote. *Optional: create invitations and decorations.*
11. Honor a powerful woman in your life by celebrating them and making a card to honor them.
12. Volunteer at a women's shelter, election campaign, elderly home, or with a younger troop to empower and/or help women.

WOMEN'S



**RIGHT TO
VOTE**

**CENTENNIAL
BOOKLET**

WHO ARE SOME POWERFUL WOMEN THAT CHANGED VOTING IN AMERICA?



Susan B. Anthony

Susan B. Anthony & Elizabeth Cady Stanton—The leaders of the women's rights campaign. They founded organizations with goals of equality in mind. Together, they are credited with the first women's rights campaign and protests. They were very controversial and were arrested for illegal voting. Susan B. Anthony became the face on the dollar coin. Both died before seeing voting become legal.

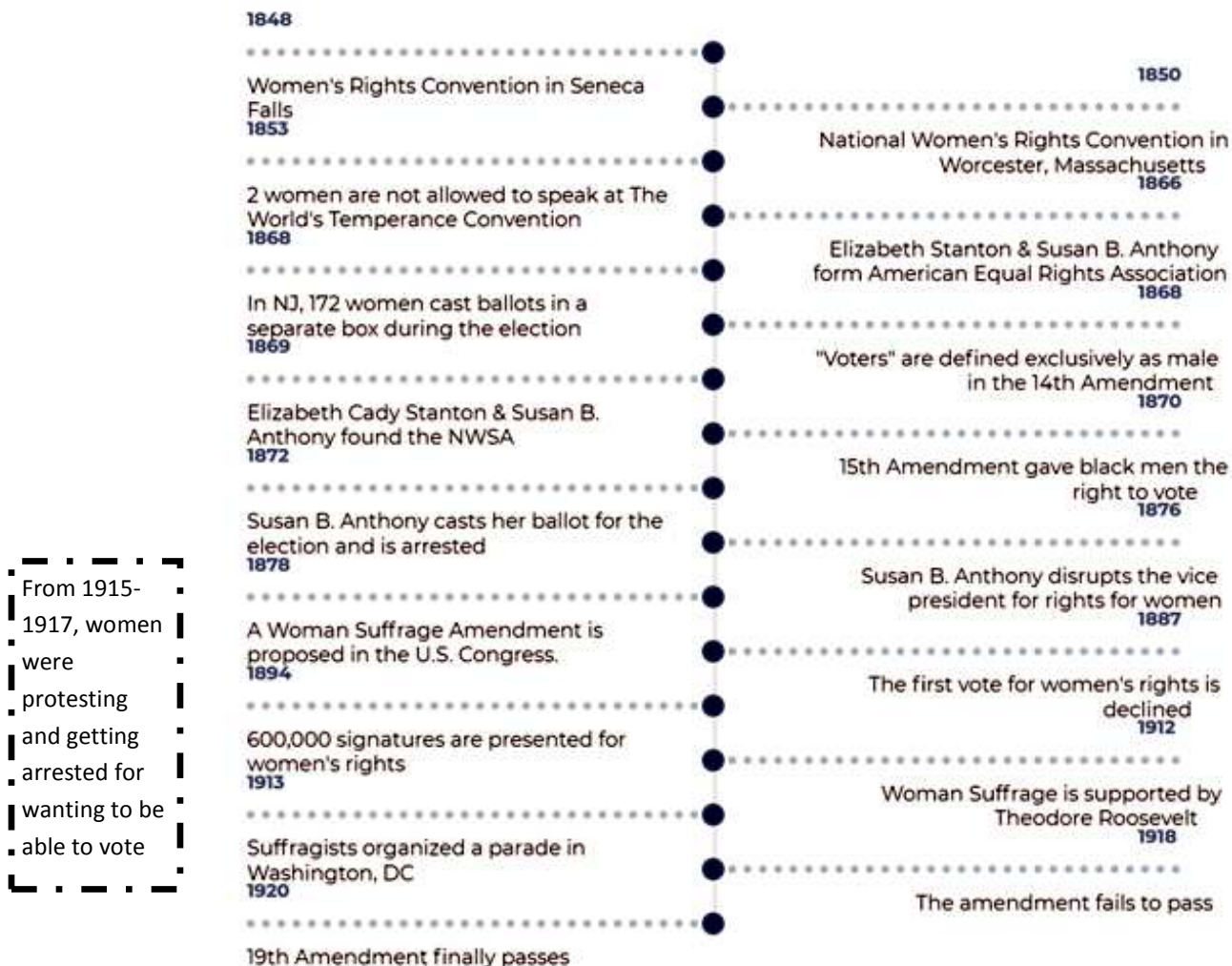


Lucretia Mott—She first started her work with anti-slavery laws and quickly became known for her work helping women gain rights for voting and helping Susan B. Anthony.

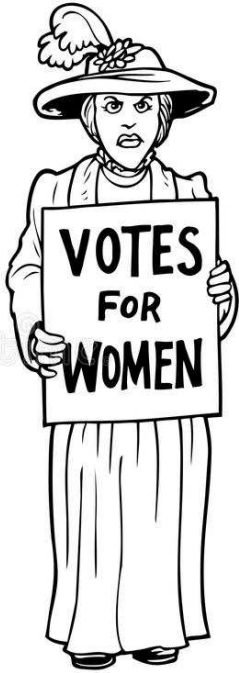


Antionette Brown—She was a very good speaker who could lead protests and persuaded others to take on her viewpoint for signatures.

HOW LONG THE WOMEN'S RIGHT MOVEMENT TOOK




WHAT IS A SUFFRAGETTE?



A suffragette is a woman seeking equal opportunities, and in this case, it is for the women's right to vote. Suffragettes were part of organizations of women that came together to fight for their cause. Sometimes, they organized protests. They also made signs and buttons to use and passed around petitions for signatures to persuade the government to change the laws about women.

WHAT IS THE WOMEN'S SUFFRAGE MOVEMENT?

The women's suffrage movement was about women fighting for the right to vote. Women formed organizations. In 1888, the first international women's rights organization formed. The first major event was the women's rights convention in the Seneca Falls Convention in 1848. The convention was organized by Lucretia Mott and Elizabeth Cady Stanton. In 1851, Stanton became friends with Susan B. Anthony. Together, they pushed the movement even further. They formed the Woman's National Loyal League in 1863 to support the 13th Amendment.

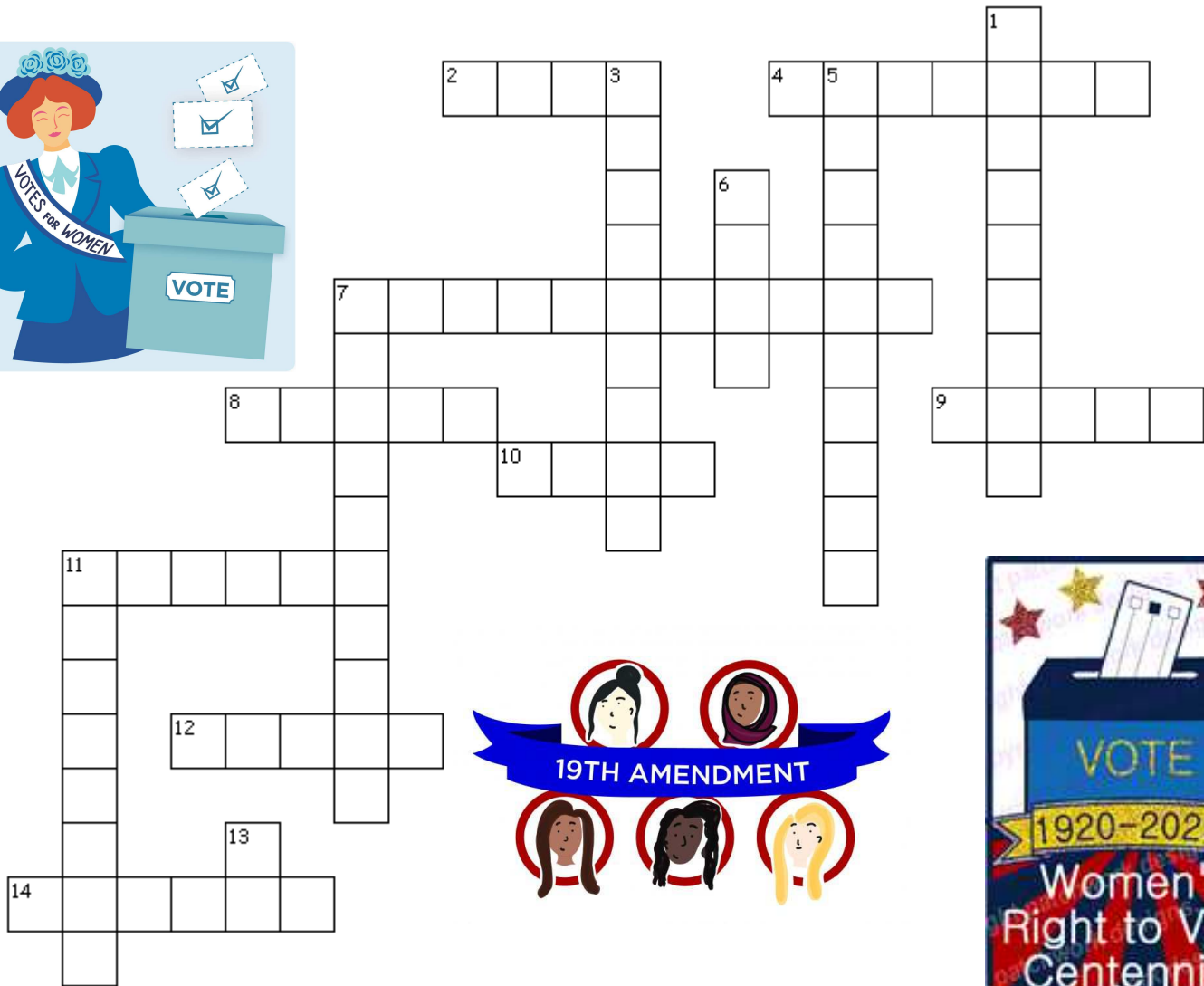


WHAT AMENDMENT ALLOWED WOMEN TO VOTE?

Most southern states did not want the opportunity for women to vote. Not too many people wanted to break the law to allow women to vote. Women's right to vote was achieved through the efforts of NAWSA and the NWP organizations. The job shortage caused by World War I allowed women to move into roles traditionally held by men. This made it difficult for opponents to argue that women were unworthy of voting if they could work. On August 26, 1920, the government approved and ratified the **19th Amendment**, which allowed women to vote. Chapman Catt formed the League of Women Voters to help women exercise their right to vote.



WOMEN'S RIGHT TO VOTE CROSSWORD




Across

2. In 1887, Susan B. Anthony interrupts the _____ president.
4. Susan B. _____ was the leader of the women's right movement.
7. A woman that fights for rights
8. Women made _____ and buttons for protests
9. Antoinette _____ spoke and persuaded others for the cause.
10. Lucretia _____ helped women and joined Susan B. Anthony for fighting for rights for women.
11. _____ 26, 1920 is when the amendment was passed for women to vote.
12. In 1870, voters were said to be only _____.
14. The first major event was the convention in _____ Falls.


Down

1. Women's rights are supported by Theodore _____.
3. _____ Cady Stanton was Susan B. Anthony's friend and partner.
5. The _____ amendment gained rights for women.
6. Susan B. Anthony & Elizabeth Cady Stanton _____ before being able to vote.
7. 600,000 _____ are presented for women's rights in 1913.
11. Susan B. Anthony votes and is _____.
13. Protesters came to Washington, _____ in 1920.

Centennial of Voting Word Search




U B B Q B T Q E P Z V F J N G Z F Z M B V C P R
 Z P N D Q F Y H R V A M C O O M O O D I Q A Y T
 P H Z O L M O O O T X R K A V I W J V G T W Z H
 L J S W I M O T T S F Q E M Q B T O A R P Y S G
 M U T K J T M Z E F V T P E F J N C I G Q G Y I
 R O P X O W A F S Q N Q Z N B V M O E N M Z T R
 A A Q K X X P Z T Z G I D D M B T Z P L K E I O
 A Q D F V K M K I Z C L N M G I U T E W E B L G
 C E B X T U W F S N A I G E C G G T X A P L A X
 I T Z U M C N Z C I A E U N T S W P T I P W U K
 P T U J Y C F N N I S G F T T E F K K O B L Q T
 L E V S K F N N X J Z I R A E Q E D H J N J E M
 Z G J J X U E Z T I A X N O Y T T N R B Y S T H
 A A N A Q T T G I O T T F Q G G J E T L D S W O
 A R O X N W I J N K O U W W B B H R S H V B A B
 Z F C E C O N V E N T I O N P T F B Q C V H X L
 L F C J D W G B U P Y R I J E Y D T U W Y W F H
 S U Q T O R Q J D V Y Q Z G O F J F T U C Q E T
 O S B P U B I Z O H X I O N I V F E V O J Q T T
 X H I M N V Q E T V O T E D A Q N G T P L I W B
 M Q N H A Y O T B L A M Y L L M I C E N R L I R
 R R H G V B W T L Q O N X J H S H T S T H J A C
 G A N T H O N Y E W D G M E O R E G A R U O C B
 O I A T N G I A P M A C A W W A U C Y R Q R G F



AMENDMENT
 BUTTONS
 CONVENTION
 EQUALITY
 ORGANIZATION
 RIGHT
 TOGETHER

ANTHONY
 CAMPAIGN
 COURAGE
 MOTT
 PATRIOTIC
 STANTON
 VOTE

BALLOT
 CENTENNIAL
 ELECTION
 NINETEENTH
 PROTEST
 SUFFRAGETTE
 WOMEN






Women were given the right to vote in 1920 when the 19th Amendment to the Constitution went into effect.

SUSAN B. ANTHONY

Susan B. Anthony was honored on the golden dollar coin in 1979. It is considered a collector's item now instead of being widely used.




Color the dollar coin with Susan B. Anthony on it YELLOW or GOLD

CRAFTS

Ballot Box

Shoebox (with lid)*
Scissors or box cutter
Glue stick or tape
Wrapping paper or construction paper and markers



Take the shoebox lid and cut a 2-3 inch skinny rectangle. Cut out the rectangle completely. This will become the slot the votes or "ballots" will go in. Next, cover the box with wrapping paper or construction paper. Glue or tape it to the box. Decorate it with markers, foam shapes, or patriotic designs. Be sure to write "VOTES" or "BALLOT BOX" on it. Your votes can be on scraps of paper or on index cards.

**Note: You can also reuse a tissue or cereal box for your ballot box.*

Voting Sash



2-2.5 yards of ribbon, 3 inches wide
Iron on letters, fabric paint, or permanent markers
Safety pin or needle and thread
Optional: Sequins or rhinestones (flat back) and fabric glue

Measure each person before you cut the ribbon for each person. It is better to have too much than not enough! Cut the ribbon and lay it on the table for each person. If you are adding sequins or rhinestones, pick out ones and lay them on your ribbon before you glue them. Fold the ribbon in half so that the two ends are matching up and lay the ribbon on a flat surface. If you are using iron on letters, place the letters in the center of the ribbon. Space out the letters evenly apart. Iron them on the ribbon with a towel in between the iron and letters. If you are using fabric paint or a permanent marker, write the letters on the ribbon and allow to dry. If you are adding sequins or rhinestones, glue them on with fabric glue. Allow the gems to dry overnight. After it is dry, secure your sash around you with a safety pin. If you want it more secure, quickly sew the end of the sash together.

Vote Ribbons

Template from this kit
White or cream cardstock
Markers
Safety pin or heavy duty tape
Optional: Ribbon (any width)



Copy the ribbons on white or cream cardstock. Cut them out and decorate with markers. It can be a patriotic theme or for anything you are voting for. If you are adding ribbon, add it to the back of the ribbon with tape to add something extra to it. You can also laminate your ribbon after it is decorated to make it more sturdy (before you add ribbon).

RECIPES



Golden Dollar Coin Drink

Glass cup (preferably not a tumbler)
Edible golden glitter
Lemonade
Sparkling apple cider
Ice
Fresh raspberries
Grapefruit or orange juice (optional)
Optional: straw

Fill the cup halfway with ice. Next, fill the cup up halfway with lemonade. Fill the rest of the cup up with sparkling apple cider. If you are using grapefruit or orange juice, put 1/4 cup sparkling apple cider and 1/4 cup of grapefruit and apple juice. Drop a few fresh raspberries in the glass. Top the rim and the very top of the cup with edible golden glitter. Use a straw if you'd like. Toast to Susan B. Anthony!

Patriotic Trail Mix

Mini pretzels
Popcorn (no butter)
Cheerios cereal
Peanuts
Red, white, and blue M&Ms or sprinkles
White chocolate or white candy melts



In a large bowl, mix all ingredients together except the white chocolate. Melt white chocolate in a microwave safe dish in 30 second intervals. Stir until completely melted and smooth. Use a spoon to drizzle the melted chocolate over the dish of snacks. Let cool and serve in the large bowl or in individual containers/bags. Snack on this during a patriotic movie!



Victory Pie ("Cherry Delight Pie")



Premade graham cracker crust (in aluminum pie tin)
Cherry pie filling in a can (21 oz)
2 packages of cream cheese, room temperature
1 cup powdered sugar
1 container of Cool Whip (8 oz)



Mix the cream cheese and powdered sugar together until smooth. Fold in the Cool Whip carefully to finish the filling (do not use an electric mixer). Spread the filling into the pie crust. Spread the cherry pie filling over the cream cheese filling. Refrigerate for 6-24 hours. Cut into slices and enjoy.

PARTY INVITATIONS





Copy the below invitations out on cardstock paper in patriotic colors.

You can also write the items to bring for a party or additional information about the event. Example: "Wear Red, White, and Blue" or "Bring a card to make."

	Women's Right to Vote Centennial Party!
WHO:	_____
WHEN:	_____
WHERE:	_____
RSVP:	_____ 

	Women's Right to Vote Centennial Party!
WHO:	_____
WHEN:	_____
WHERE:	_____
RSVP:	_____ 

Print on cardstock. Decorate with markers and attach it to your shirt with tape or a safety pin. Feel free to attach real ribbon to it.



Vote For

Me

BIBLIOGRAPHY

<http://www.crusadeforthevote.org/woman-suffrage-timeline-18401920>

https://en.wikipedia.org/wiki/Antoinette_Brown_Blackwell

https://en.wikipedia.org/wiki/Lucretia_Mott

https://en.wikipedia.org/wiki/Susan_B._Anthony

https://en.wikipedia.org/wiki/Elizabeth_Cady_Stanton

<https://www.historynet.com/womens-suffrage-movement>

<https://www.clipart.email/clipart/award-ribbon-clipart-template-36508.html>

<https://www.womenshistory.org/resources/general/woman-suffrage-movement>

<https://www.wikihow.com/Make-a-Sash>

<https://abeautifulmess.com/2013/06/the-golden-girl-cocktail.html>

<https://www.glorioustreats.com/2013/06/4th-of-july-snack-mix.html>

<https://www.woojr.com/susan-b-anthony-for-kids-worksheets-and-classroom-activities/>

<https://mykitchencraze.com/no-bake-cherry-delight/>

Answer Key for Crossword

Across

- 2. VICE
- 4. ANTHONY
- 7. SUFFRAGETTE
- 8. SIGNS
- 9. BROWN
- 10. MOTT
- 11. AUGUST
- 12. MALES
- 14. SENECA

Down

- 1. ROOSEVELT
- 3. ELIZABETH
- 5. NINETEENTH
- 6. DIED
- 7. SIGNATURES
- 11. ARRESTED
- 13. DC