

REMEMBER PEARL HARBOR [75 YEARS]



COMPLETE ONE REQUIREMENT TO EARN THIS PATCH.

[3 inch patch/white trim] [95% embroidered] Complete requirements that are age appropriate.

1. On December 7th, 1941, 75 years ago, Pearl Harbor was attacked. This year it will be commemorated at the Museum in Hawaii and around the country. Take a field trip to one of the museums that will be commemorating this day around the country, OR participate in an activity at school or an event presenting Pearl Harbor, OR listen to one of the student webcasts focusing on the events of that momentous day. Optional: You can make a donation to Pearl Harbor.
2. Pearl Harbor got it's name due to the large amount of pearls once found in the waters. It is the largest natural harbor in the State of Hawaii and the number one visitor destination on Oahu. Learn more about Pearl Harbor by reading an article, completing an informational worksheet, the official website, book, or any other literature related to the subject. Older participants, can watch a video or movie related to Pearl Harbor. Adults should review prior to them viewing it. *Crossword Puzzle is located in this packet.*
3. Learn more about a **hero** from the Pearl Harbor. You can read about one from a book, in school or on the internet. What is their name and what did you learn about them?
<https://pearlharboroahu.com/category/pearl-harbor-history/pearl-harbor-heroes/>
4. The USS Arizona Memorial is located in Pearl Harbor. It marks the place that Pearl Harbor was attacked on December 7, 1941. Find out what the USS Arizona Memorial looks like and what it is located on. List two things that you can find in OR near the memorial. *Worksheet to complete in this kit.*
5. Honor the veterans by participating in a community service project that assists them, provides them comfort, or a card/valentine. Examples: cards for soldiers, valentines for veterans, shoeboxes for soldiers, blankets for veterans, etc. **Template for Valentine and Holiday Cards are located in this kit.**
6. After the Pearl Harbor Attack and during World War II, factories were being used for making war materials rather than the things that families used daily. The government began to ration daily needed items to make sure that everyone had enough to share. What if items were rationed today? *Complete the worksheet in this packet* of what you would use instead of the rationed item.
7. Pearl Harbor is located in Hawaii. Learn more about the Hawaiian culture, foods, language or create a lei. A lei is created and given to another person for love, honor, or friendship. **The Kanani kit includes all you need to create a lei.**
8. **Older Participants:** Research the history of Pearl Harbor and WW II. Find out what happened and the major events that evolved around it. Make a timeline or short fact sheet of why Japan attacked and other events.
9. **Older Participants:** You may have already watched a movie, video, read a book or article about Pearl Harbor in **school** or with your family. If so, you have earned this patch.

Bibliography and sites to visit:

USS ARIZONA: http://www.pacifichistoricparks.org/phh_park_info.php

Map of Pearl Harbor today: <http://www.pacifichistoricparks.org/media/parks/phh/2015-Pearl-Harbor-FactSheet.pdf>

Memorial: https://en.wikipedia.org/wiki/USS_Arizona_Memorial

Pearl harbor Survivors: <https://pearlharboroahu.com/category/pearl-harbor-history/pearl-harbor-survivors/>

Pearl Harbor: <https://pearlharboroahu.com/>

MORE INFORMARTION LOCATED ON THE LAST PAGE OF THIS PACKET

Suggested books, video links etc.

Provided by a customer.

The national **USS Arizona memorial** was designed by Honolulu architect Alfred Preis. The United States Navy wanted the memorial be in the form of a bridge floating above the sunken battleship and accommodates 200 people per tour. You need to take a boat to get to the memorial


The 184-foot-long structure has two peaks at each end connected by a sway in the center of the structure. It represents the height of American pride before the war, the sudden attack in the middle sway, and the rise of American power to new heights after the war.

The main parts of the memorial is the entry, assembly room, and shrine. The **seven** large open windows are located in the assembly room, to commemorate the date of the attack, December, **7** 1941.

The shrine is located at the far end of the memorial and is made of marble. It has the names of those that died. Leis are placed on the guardrails located in front of the names of the soldiers and sailors.

Located near the visitor center, is one of the anchors of the *Arizona*. It weighs 19,585-pounds. *The anchor and memorial Image is located on the patch.*

Color the structure white and the flag red, white and blue.
Color the other items their natural color.

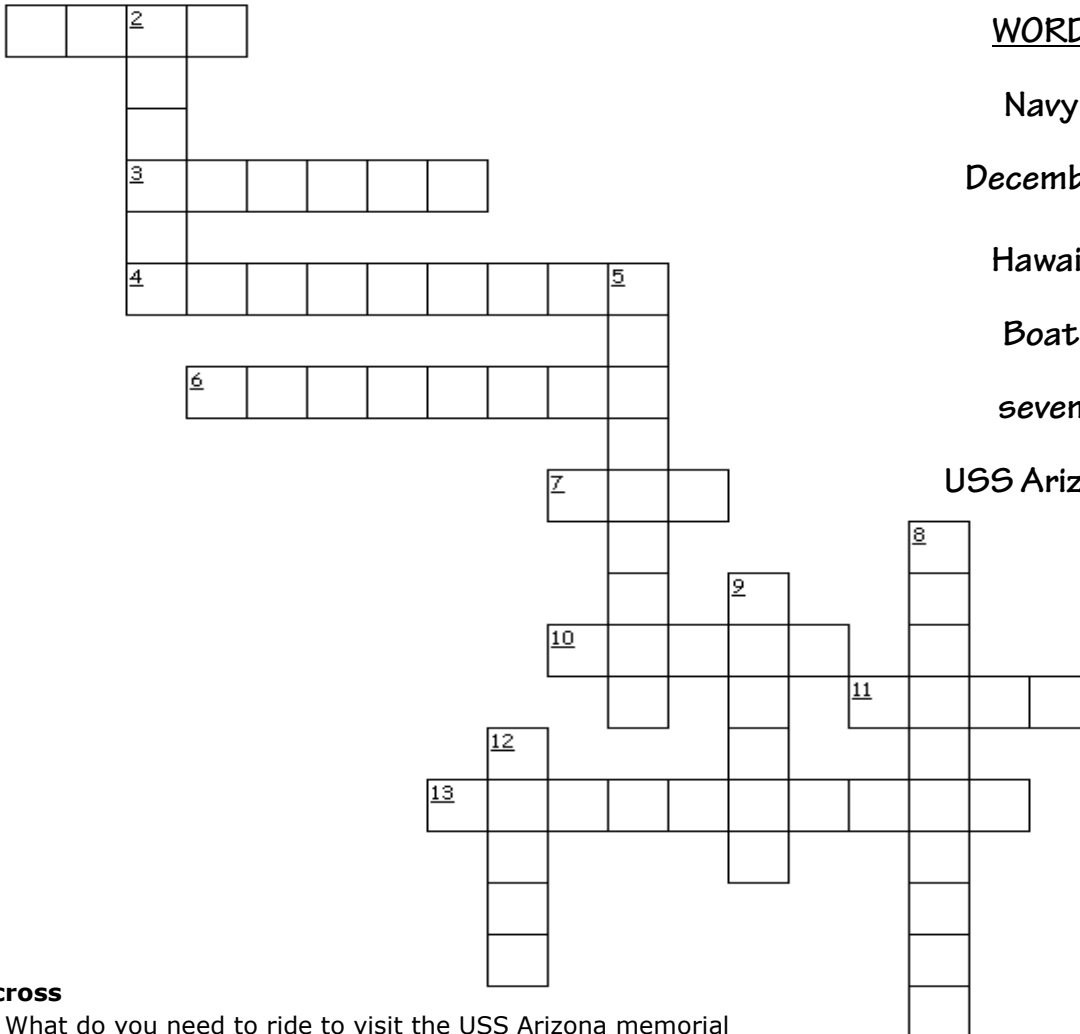


USS Arizona Memorial
Honolulu, Hawai'i

Pearl Harbor

On December 7, 1941, the United States military Pacific Fleet at Pearl Harbor, Hawaii, were surprised when Japanese warplanes began to drop torpedoes and bombs. Unfortunately, hundreds of soldiers and civilians died and injured during the attack. The Navy also lost a large number of ships. President Franklin Roosevelt called it the "a date which will live in infamy" Many American heroes worked hard defending our country and giving their lives on this day.

Use the information on the USS Arizona page and this page to complete the puzzle.



WORD

BANK

Navy

Roosevelt

December

Lei

Hawaii

torpedoes

Boat

anchor

seven

battleship

USS Arizona

Japan


heroes

Across

1. What do you need to ride to visit the USS Arizona memorial
3. What state is Pearl Harbor located in
4. Who was president in 1941 [last name]
6. what month did the attack on pearl harbor happen
7. what flower item is placed near the shrine in memory of the soldiers and sailors
10. how many windows are on the side of the memorial
11. What is military branch that lost ships the day of the attack?
13. The USS Memorial was built on top of what object

Down

2. what large item is located in front of the visitor center near pearl harbor
5. Planes flew in the air and dropped these down on the ships
8. what is the name of the memorial for Pearl Harbor remembrance
9. American soldiers and sailors that sacrificed their lives in 1941 at Pearl Harbor
12. Who attacked Pearl Harbor on December 7,1941





Adaptability and Resourcefulness

During World War Two, factories began to make war materials rather than things we use daily. So the government began to ration everyday things to make sure everybody got a share. What if the following items were rationed today? Fill in the chart below. The first one is done for you.

	What do you use/eat regularly that requires this product?	How would you adapt to living without it? What could you use instead?
Rubber	<ul style="list-style-type: none"> • car/bicycle tires • shoe soles • basketballs, tennis balls, etc. 	<ul style="list-style-type: none"> • Use public transportation. • Don't buy new shoes until the old ones are worn out. • Play games that use non-rubber equipment (e.g., Frisbee, tag, footraces, capture the flag, etc.).
Sugar		
Meat		
Gasoline		

Being adaptable means being able to adjust to new situations. ↓



Valentines for Veterans

Every year young children create special Valentines to brighten the lives of our nation's Veterans.

1. Cards can be created in every shape and size — and are made with everything from tissue paper, stickers, and colored doilies to crayons, construction paper, and rubber stamps. Please do not place glitter on the cards. You can send a store-bought valentine; hand-crafted cards, however, make Veterans feel extra special. Valentines of all shapes, sizes, and colours are welcome. However, valentines that are greeting-card size are easier to package and distribute.

2. Please do not include candy or chocolate with the valentines. *Do not use sparkles or materials that easily break off the valentines.*

3. Participants can sign their first name. However, do not include addresses or phone numbers.

4. Do not put individual valentines in sealed envelopes. Send a single large envelope containing all of the valentines, **as shown on the patch.**

5. Do not put the date or year on the valentines.

6. Make sure the participants are aware of who Veterans are—they are living and were men and women who served in the military. *Avoid using "RIP" and images related to violence or death such as graveyards or guns.*

7. You can write a poem or include one of significance to Valentine's Day or to Veterans, such as, "Roses are Red", if you would like to *write in the card*, tell the Veteran why they are important, what you plan to do this year to remember our nation's proud military history, or the reason you want to wish them a Happy Valentine's Day. Thank the Veteran for his or her service.

7. Drop off or mail your cards to the nearest Veterans Medical center.

<http://www.va.gov/directory/guide/vetcenter.asp>

After you click on the map located on the page, it will provide you with an address, phone number, and contact to deliver or mail your valentines to.

8. Don't forget to order your patch to show everyone you supported the Veterans on Valentines Day.

<http://www.patchworkdesigns.net/pdstore>

Holiday Cards for Soldiers

Complete the card for the soldier and donate it to a local area collecting them or mail it to the below address OR complete any other activity supporting the soldiers, collecting coupons, shoeboxes for soldiers, stockings or blankets.

<https://www.operationquietcomfort.org/>

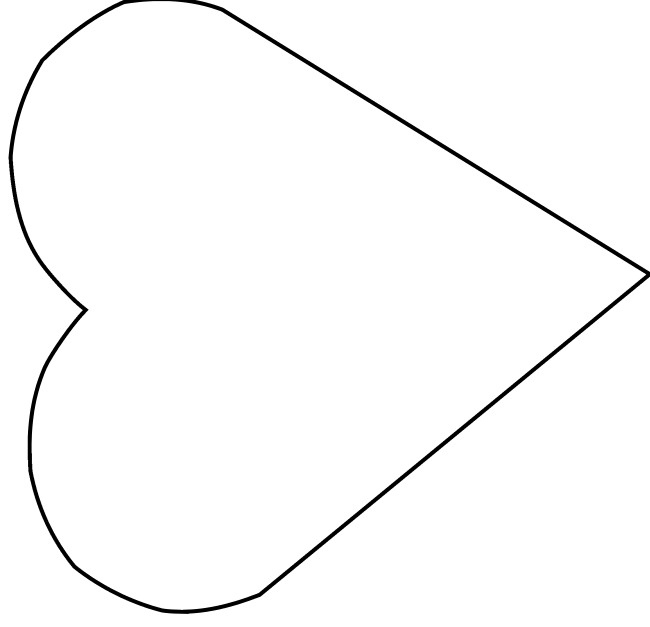
Mail Cards for soldiers to:

Diane Schneider
119 Brentfield Loop
Morrisville, NC 27560

HAPPY

HOLIDAYS

HAPPY



Valentine's Day

Make your own Flower Lei

1 40-inch piece of string or yarn

1 plastic needle

silk flowers ABOUT 40 petals (taken from the artificial stem, or purchased in bulk at local craft stores)

28 straw pieces cut into [1 to 1 1/2 inch pieces]

First cut your straws in about 1 to 1 1/2 inch pieces. If you decide not to use any of the above then you will need A LOT more flower petals. Optional: If you have some colorful pony beads you can place them on their as well. This is completed sometimes in REAL leis by using the green berry plant. The berry resembles a hard bead.

Thread your needle and knot about 2 inches from the bottom. Start with a flower, pushing it all the way to the end. Then add a bead, then a flower, then a straw, then a flower, then a bead, and so on, until about 2 inches of thread is left. The last item threaded should be a straw. Tie the two ends together, knotting close to the lei. Trim ends. This lei is sized to be worn around the neck of an adult. Children will require shorter threads, and fewer lei making materials.

If your flower petals don't have a hole in the center then the flowers will need to be pre cut with a center hole. You can complete this by folding the flower in half and snipping the center, this will then form a hole. You would also want to use beads with a larger hole to thread on the yarn. (pony beads)

Wearing Silk Flowers in Your Hair

Left side means I am married

Right side means single

Place them behind your ear or attach flowers to bobby pins or clips.

Plan your Hawaiian Luau with easy to find items at your local market. Some suggestions to arrange a tropical display would be:

- Sherbet or sorbet served in festive glasses or shells.
- Tropical Fruit is a highlight of any luau. Try some of the following at your luau or festive celebration.
- Pineapple chunks on a toothpick
- Watermelon, honey dew or cantaloupe carved out with a melon scoop and served in a watermelon shell, watermelon basket, or festive bowl. You can also cut the fruit in squares, place tongs in the container for easy serving.
- Bananas and strawberries dipped in chocolate How to make a watermelon basket, pineapple boat or banana boat.
- Kabobs are also a hit at any party. Barbecued or baked chicken or ham cut in cubes, thick slices work well. Other items to substitute or stack with the meat products is pineapples, hot dog slices, onions, squash, zucchini, mushrooms. Serve with rice.

Pearl Harbor

On December 7, 1941, the United States military Pacific Fleet at Pearl Harbor, Hawaii, were surprised when Japanese warplanes began to drop torpedoes and bombs. Unfortunately, hundreds of soldiers and civilians died and injured during the attack. The Navy also lost a large number of ships. President Franklin Roosevelt called it the "a date which will live in infamy" Many American heroes worked hard defending our country and giving their lives on this day.

Use the information on the USS Arizona page and this page to complete the puzzle.



B O ²A T

N

C

³H A W A I I I

O

⁴R O O S E V E L ⁵T

USS Arizona

WORD

BANK

anchor

Navy

Roosevelt

December

Lei

Hawaii

torpedoes

Boat

anchor

⁶D E C E M B E R

seven

battleship

P

⁷L E I

USS Arizona

Japan

D

⁸U

heroes

O

⁹H

¹⁰S E V E N

S

¹¹N A V Y

S

R

¹²J

O

R

¹³B A T T L E S H I P

P

S

Z

A

O

N

N

A

Across

1. What do you need to ride to visit the USS Arizona memorial
3. What state is Pearl Harbor located in
4. Who was president in 1941 [last name]
6. what month did the attack on pearl harbor happen
7. what flower item is placed near the shrine in memory of the soldiers and sailors
10. how many windows are on the side of the memorial
11. What is military branch that lost ships the day of the attack?
13. The USS Memorial was built on top of what object

Down

2. what large item is located in front of the visitor center near pearl harbor
5. Planes flew in the air and dropped these down on the ships
8. what is the name of the memorial for Pearl Harbor remembrance
9. American soldiers and sailors that sacrificed their lives in 1941 at Pearl Harbor
12. Who attacked Pearl Harbor on December 7,1941

LINKS, BOOKS, AND VIDEOS TO VIEW — You may have already watched a movie, video, read a book or article about Pearl Harbor in school or with your family.. If so, you have earned this patch.

1. BOOKS

a. I Survived the Bombing of Pearl Harbor by Lauren Tarshis , illustrated by Scott Dawson

<http://www.laurentarshis.com/teaching-resources>

b. What was Pearl Harbor ? By Patricia Brennan Demuth

c. The Children of Battleship Row: Pearl Harbor 1940-41 by Joan Zuber Earle

d. Pearl Harbor Child : A Child's View of Pearl Harbor from Attack to Peace by Dorinda Makanaonalani Nicholson

e. Early Sunday Morning: The Pearl Harbor Diary of Amber Billows, Hawaii 1941 (**Dear America Series**) by Barry Denenberg

2. VIDEOS- *Please make sure you personally preview all audio/video clips to ensure it is appropriate material for your age group.*

a. Pearl Harbor Attacks - As It Happened - Radio Broadcasts (1941)

https://www.youtube.com/watch?v=YFzjRjd_pz0

b. Pearl Harbor Attack EMERGENCY RADIO BROADCAST announcement

https://www.youtube.com/watch?v=s_f9A3fwn6w

c. Pearl Harbor Attack - Radio Bulletins - December 7th, 1941

<https://www.youtube.com/watch?v=D-asDrt7ZMc>

d. JAPAN ATTACKS PEARL HARBOR (DECEMBER 7, 1941) (WCCO-RADIOBULLETINS)

<https://www.youtube.com/watch?v=mmxr8ZDEhs>

e. We Interrupt This Broadcast Book and Audio CDs by Joe Garner

-Could also include Franklin Roosevelt's Declaration of War

<https://www.youtube.com/watch?v=YhtuMrMVJdk>

3. WEBSITES AND OTHER IDEAS

Pearl Harbor National Monument/Park website

<https://www.nps.gov/valr/learn/historyculture/index.htm>

a. Read or listen to survivors' stories.

b. View a map of the on-going preservation of the site.

c. Honor war veterans

a. Visit a cemetery or WWII monument or memorial. Lay flowers or a wreath to honor them

b. Send cards to a Veteran's hospital, Veteran's Chapter, or Quiet Comfort. (They except cards all year long)

<https://www.operationquietcomfort.org/>

c. Help a veteran tell their story through a project such as the Veteran's History Project. You can download a VHP field kit from the Library of Congress website . <http://www.loc.gov/vets/>

d. Send a care package/ write thank you letters Example: [Fill a Stocking and a Troop's Heart for Only \\$10](#)

Each \$10 sponsorship fills a stocking with:

- A beef stick & granola bar
- Hand and toe warmers
- Assorted seasonal goodies
- A pair of white socks
- A SPAWAR calling card
- Specially written holiday cards from OQC volunteers

Patchwork Designs does not endorse any of these sites. They are only listed as a reference to earn the Pearl Harbor patch.



<https://www.operationquietcomfort.org/>

ORDER FORM

Please complete this form and mail it or fax it to:

Patchwork Designs, Inc.
 8421 Churchside Drive
 Gainesville, VA 20155
PHONE (703) 743-9948 *****
FAX (703) 743-9942

You can add any additional items to this form that you may need.

Name _____

Address _____

City _____ State _____ Zip _____

Phone () _____ Referred By: _____

Email Address: _____

Discover/MasterCard/Visa# _____ - _____ - _____ or Check # _____ CASH

Expiration Date: _____ Have you ordered before? _____

You can also order online!

<http://www.patchworkdesigns.net/pdstore/item.aspx?sku=PEARL-HARBOR>

Item #	Description	Quantity	Unit Price	Total Price
Pearl-harbor	Pearl Harbor patch		\$1.50	\$
			\$	\$
			\$	\$
			\$	\$
			\$	\$
			\$	\$
			\$	\$
			\$	\$
			\$	\$
			\$	\$
			\$	\$
Subtotal				\$
Regular Shipping & Handling (view chart on the next page)				\$
Special Shipping (next day, priority mail etc)				\$
TOTAL				\$

8421 Churchside Drive
Gainesville, VA 201565

Phone: 703-743-9948

Fax: 703-743-9942

E-mail: orders@patchworkdesigns.net



Patch and Program
Created By:
Cheryle Oandasan

If you would prefer Priority Mail, please add \$2.00 to the \$4.99 or above shipping category.

Next day service is an average cost of \$28.00 (USPS determines the pricing according to the zone and weight.)

Patches	
1-5	\$3.55
6-20	\$4.99
21-30	\$5.99
31-50	\$6.50
51-70	\$6.99
71-100	\$9.55
101-150	\$10.55
151-200	\$13.00
201-400	\$15.99
401-500	\$17.50
Over 500	Contact us for pricing

Kits or Manuals (shipped Priority Mail)	
1	\$6.99
2	\$9.25
3-5	\$10.75
6-8	\$12.75
10-12	\$15.75
13-20	\$22.25
21-23	\$24.00
Over 24	Contact us for pricing

Kits and manuals range from 30 to 62 pages in length (except the Patch Program Book, that is over 100). Therefore if you are ordering more than 2 kits or manuals, please use the above shipping chart. Patches, bracelet kits, and stamps can be added to any order falling within that price range. Otherwise, use the highest shipping amount on the chart according to the items ordered.