

# Landing on the Moon


Use the word box to fill in the blanks.

On July 20, 1969 the \_\_\_\_\_ Apollo Program sent three \_\_\_\_\_ to the moon. Their names were \_\_\_\_\_, \_\_\_\_\_, and \_\_\_\_\_.

They lifted off from earth in the \_\_\_\_\_. It reached the moon's orbit \_\_\_\_\_ hours later. Michael Collins stayed in the main Apollo module. The other two astronauts used the lunar module nicknamed \_\_\_\_\_ to travel to the moon's surface. Neil Armstrong was the first to step out on the moon's surface known as the \_\_\_\_\_ of Tranquility. The first words he spoke were "That's one small \_\_\_\_\_ for man, one \_\_\_\_\_ leap for mankind." They spent many hours performing \_\_\_\_\_ and collecting \_\_\_\_\_ of rocks to bring back to earth. Two days later, the astronauts returned to \_\_\_\_\_. They landed in the Pacific Ocean. They were the first to walk on the moon from the USA.

## WORK BOX

NASA	astronauts	Neil Armstrong	Buzz Aldrin
Michael Collins	Apollo 11	Eagle	Sea step
giant	tests	samples	earth 76



# Walking on the Moon



Q I P H Y O B I T S Q A E A G L E H S A  
 O F I O L C U E T E D Q Y V N R E V K E  
 J O A L N S S E L B L R Z O O O W Y Z E  
 U W O L K T P R M A B U W D R C X T Q S  
 L P X H S C E B S C P M D I T K L I T V  
 A X B A W Q M T W T S P I O S S T L W X  
 H K N W E H R B Q K H C J J M Q D I C I  
 S N I L L O C L E A H C I M R R C U B W  
 R A L W N I I J O S S L I S A V A Q R C  
 N P M A G C X A Q F T I M Z L Y Y N N S  
 S J U P Z W A B L S T F J A I J Y A U O  
 G T X Y L V C U X Z A T C W E L A R K L  
 Z U L Y I E X Z L S K O E I N H A T Y F  
 U U H S E G S Z N A R F W I X R A F Z E  
 J O F E X T I A R O N F Z S P I P O O N  
 P W W T W W A L K Y O D H H E N E A S J  
 Z O H L H J G D O C I M I K H M Z E O L  
 G E X R G H H R V U J M W N D J T S L E  
 G W G S Q T K I V R R V B I G J H A L W  
 K D E U B I E N E R E H P S O M T A V G

apollo

Buzz Aldrin

landing

Michael Collins

rocks

step

astronaut

eagle

liftoff

moon

samples

tests

atmosphere

July


Lunar Module

Neil Armstrong

Sea of Tranquility

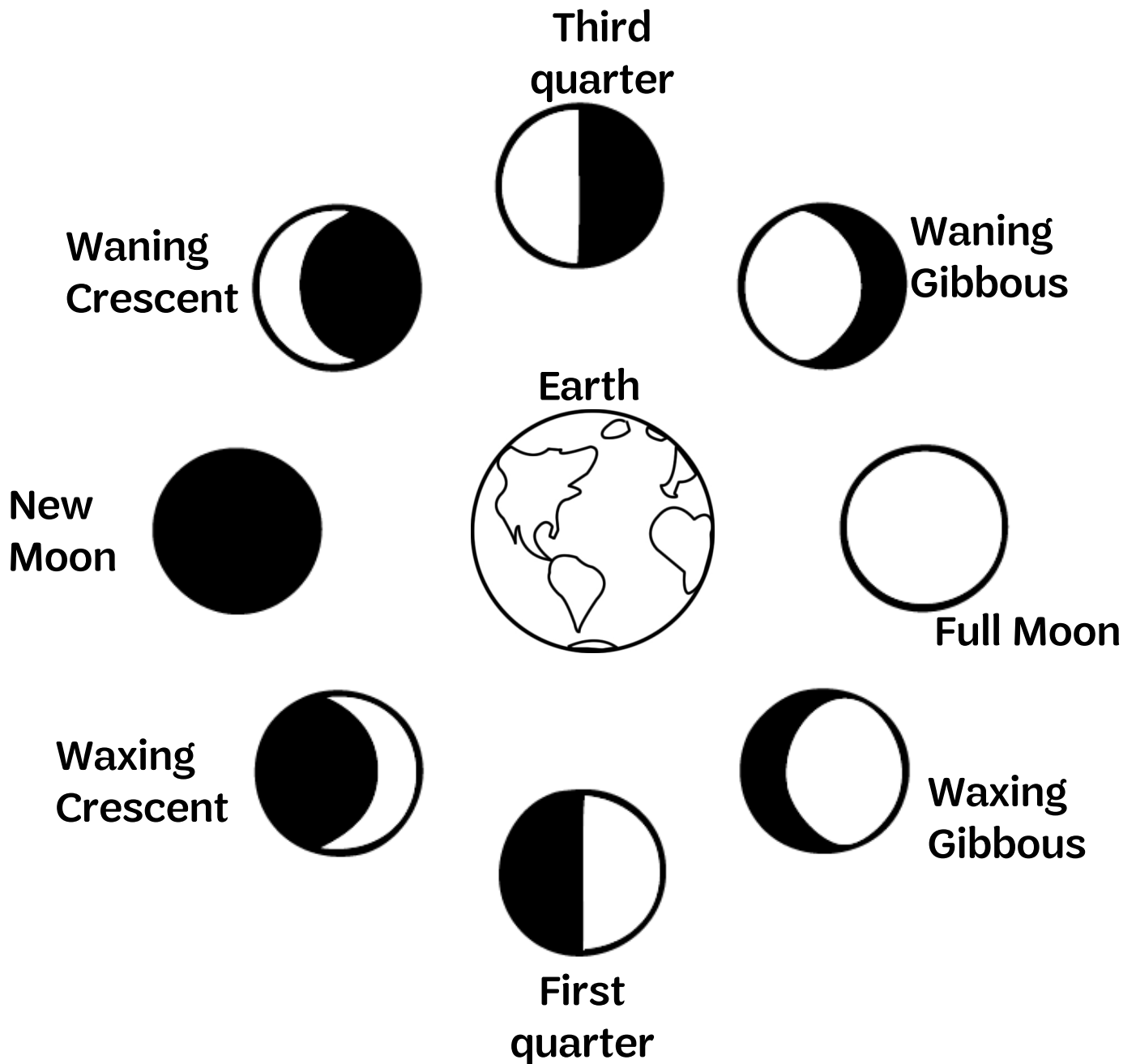
walk

Add your face to the inside of the astronaut mask, add color and items to the suit. Finish the picture by adding the moon, stars and other outer space items.




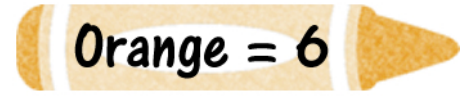


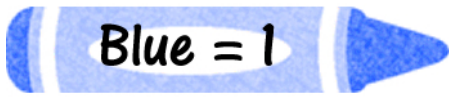
# Moon Phases

The moon orbits the earth. As the moon travels around the Earth, it projects different phases or shapes in the sky.

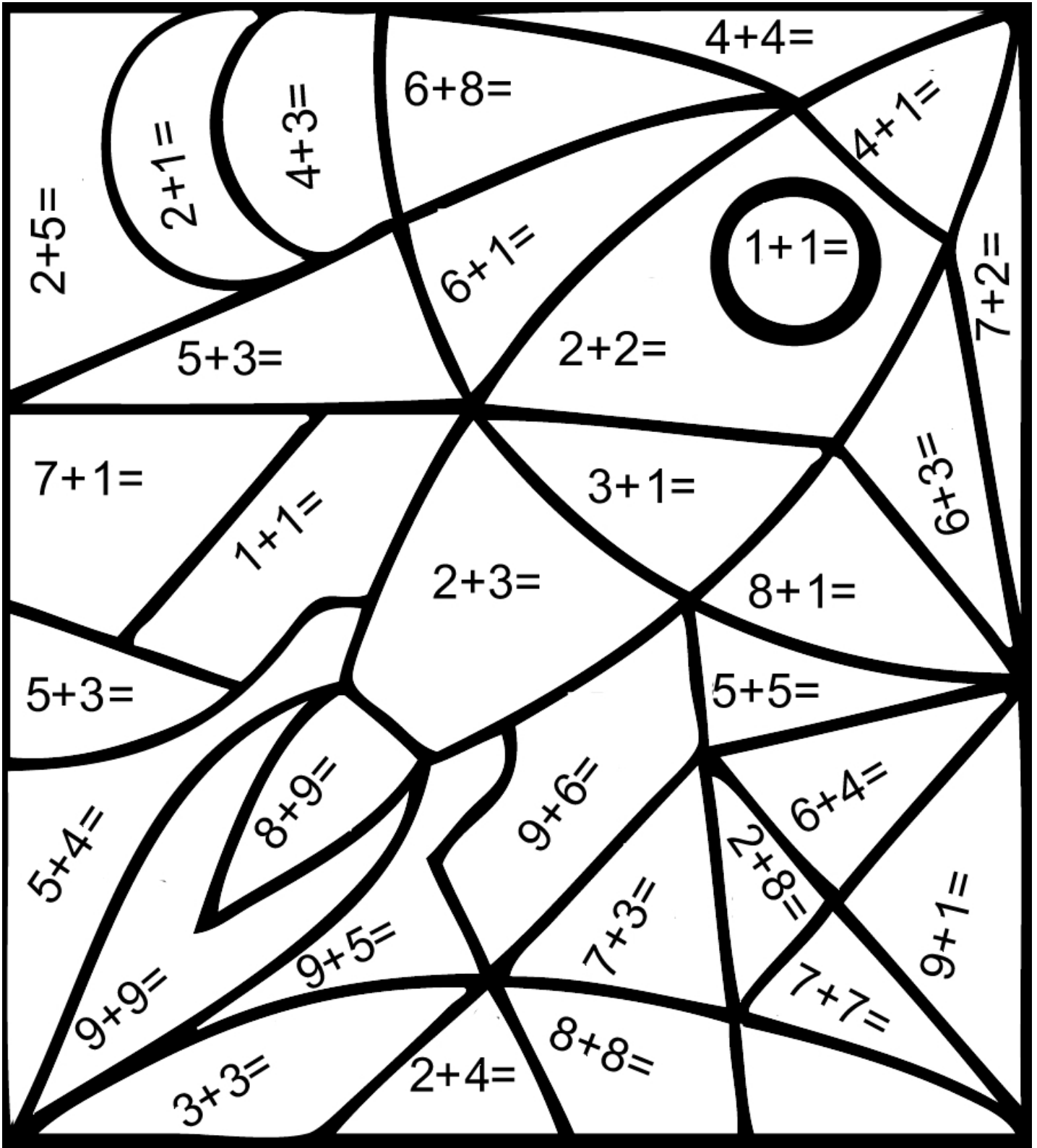


The dark areas are the part of the moon that is DARK during that phase.

# Color by Number



Use your math skills to determine what color to use in each area.



Blue

5



Yellow

3 or 17



Red

4



Gray

2 or 15



Brown

6 or 16



Black

7 or 8 or 9

# Recipes and Fun

Do you know what the first food eaten on the moon was? Bacon squares, peaches, sugar cookie cubes, pineapple-grapefruit drink and coffee.

## Ideas to try for recreating the first food eaten on the moon

Purchase peach slices in a can, they are shaped like crescent moons

Cut bacon slices in squares

Use premade sugar cookies and cut them in cubes

Serve pineapple juice for drink

## Chocolate Cookie Moon Phases

Chocolate cookies with a cream filling or Oreo cookies®

Popsicle stick or butter knife for scraping the frosting

Use the moon phase template included to carve out your phases

Separate the cookies while keeping the frosting intact. You can usually do this by slowly twisting the top off the cookie. Also cooling the cookies in the refrigerator can make it easier. Use the moon phase image page to create the phases using the cookies. Most importantly have fun snacking on the leftovers and the creations.

## Moon Shaped Apple Slices

Apple and Apple corer

Dip of your choice

Using an apple corer, slice the apples. Once they are sliced they will look like crescent moon shapes. Serve them on a plate with a fun dip.

## USE STAR AND CRESCENT MOON SHAPED COOKIE CUTTERS

Create sandwiches and cut them out in moon or star shapes

Cut out fruit in stars or crescents

Cut out cheese in shapes and place on round crackers